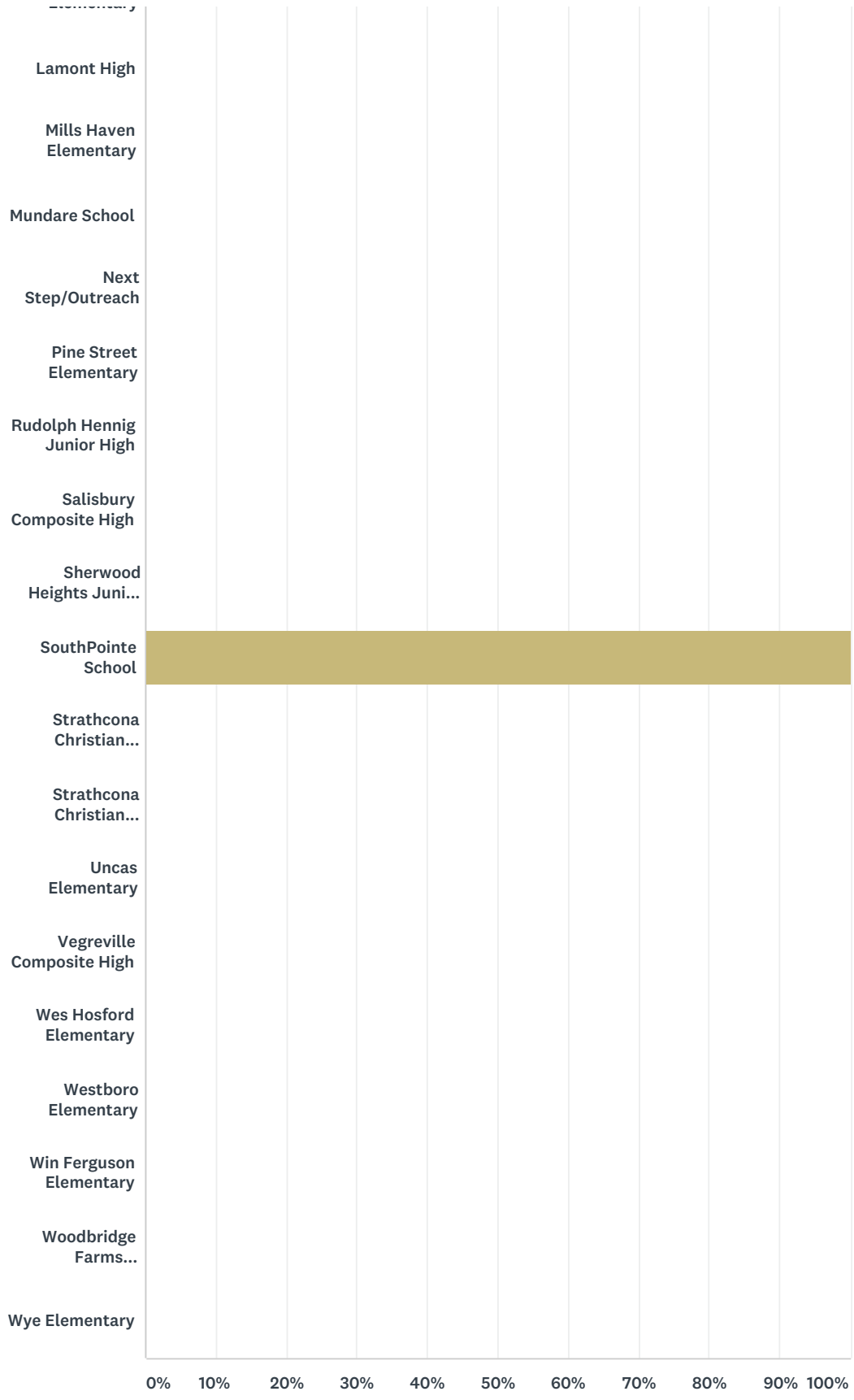


Q1 Please indicate the school your child attends.

Answered: 50 Skipped: 0

A.L. Horton Elementary									
Andrew School									
Ardrossan Elementary									
Ardrossan Junior Senio...									
Bev Facey Community High									
Brentwood Elementary									
Bruderheim School									
Clover Bar Junior High									
École Campbelltown									
École Parc Élémentaire									
F.R. Haythorne Junior High									
Fort Saskatchewan...									
Fort Saskatchewan...									
Fort Saskatchewan...									
Fultonvale Elementary...									
Glen Allan Elementary									
James Mowat Elementary									
Lakeland Ridge									
Lamont Elementary									

EIPS Parent Survey 2017-18



ANSWER CHOICES	RESPONSES
A.L. Horton Elementary	0.00% 0

EIPS Parent Survey 2017-18

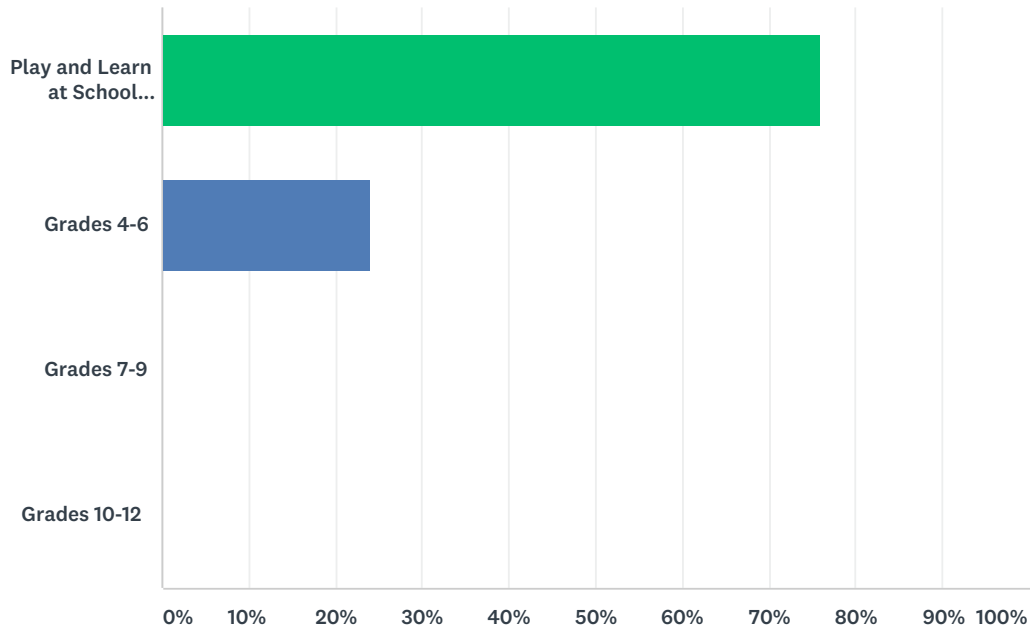
Andrew School	0.00%	0
Ardrossan Elementary	0.00%	0
Ardrossan Junior Senior High	0.00%	0
Bev Facey Community High	0.00%	0
Brentwood Elementary	0.00%	0
Bruderheim School	0.00%	0
Clover Bar Junior High	0.00%	0
École Campbelltown	0.00%	0
École Parc Élémentaire	0.00%	0
F.R. Haythorne Junior High	0.00%	0
Fort Saskatchewan Christian	0.00%	0
Fort Saskatchewan Elementary	0.00%	0
Fort Saskatchewan Senior High	0.00%	0
Fultonvale Elementary Junior High	0.00%	0
Glen Allan Elementary	0.00%	0
James Mowat Elementary	0.00%	0
Lakeland Ridge	0.00%	0
Lamont Elementary	0.00%	0
Lamont High	0.00%	0
Mills Haven Elementary	0.00%	0
Mundare School	0.00%	0
Next Step/Outreach	0.00%	0
Pine Street Elementary	0.00%	0
Rudolph Hennig Junior High	0.00%	0
Salisbury Composite High	0.00%	0
Sherwood Heights Junior High	0.00%	0
SouthPointe School	100.00%	50
Strathcona Christian Academy Elementary	0.00%	0
Strathcona Christian Academy Secondary	0.00%	0
Uncas Elementary	0.00%	0
Vegreville Composite High	0.00%	0
Wes Hosford Elementary	0.00%	0
Westboro Elementary	0.00%	0
Win Ferguson Elementary	0.00%	0

EIPS Parent Survey 2017-18

Woodbridge Farms Elementary	0.00%	0
Wye Elementary	0.00%	0
TOTAL		50

Q2 Please indicate your child's grade.

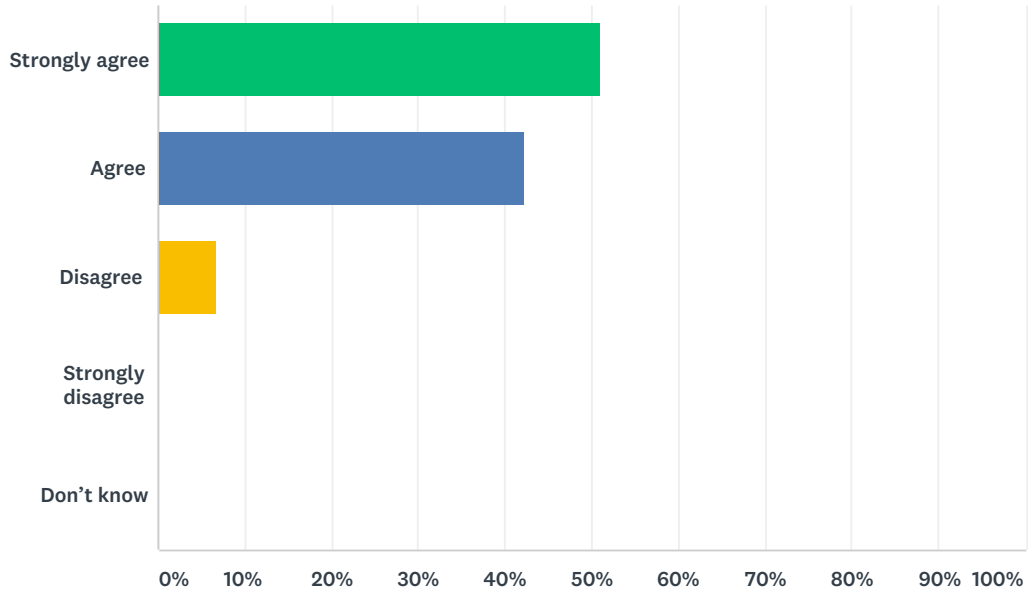
Answered: 50 Skipped: 0



ANSWER CHOICES	RESPONSES	
Play and Learn at School (PALS)KindergartenGrades 1-3	76.00%	38
Grades 4-6	24.00%	12
Grades 7-9	0.00%	0
Grades 10-12	0.00%	0
TOTAL		50

Q3 My child's individual needs are met.

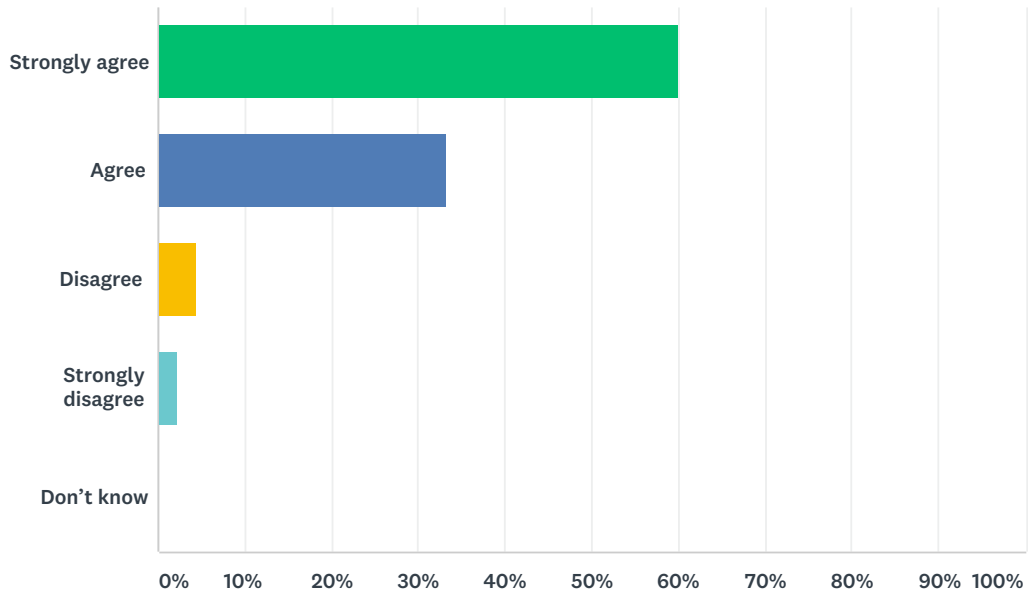
Answered: 45 Skipped: 5



ANSWER CHOICES	RESPONSES	
Strongly agree	51.11%	23
Agree	42.22%	19
Disagree	6.67%	3
Strongly disagree	0.00%	0
Don't know	0.00%	0
TOTAL		45

Q4 My child is encouraged at school to do his or her best.

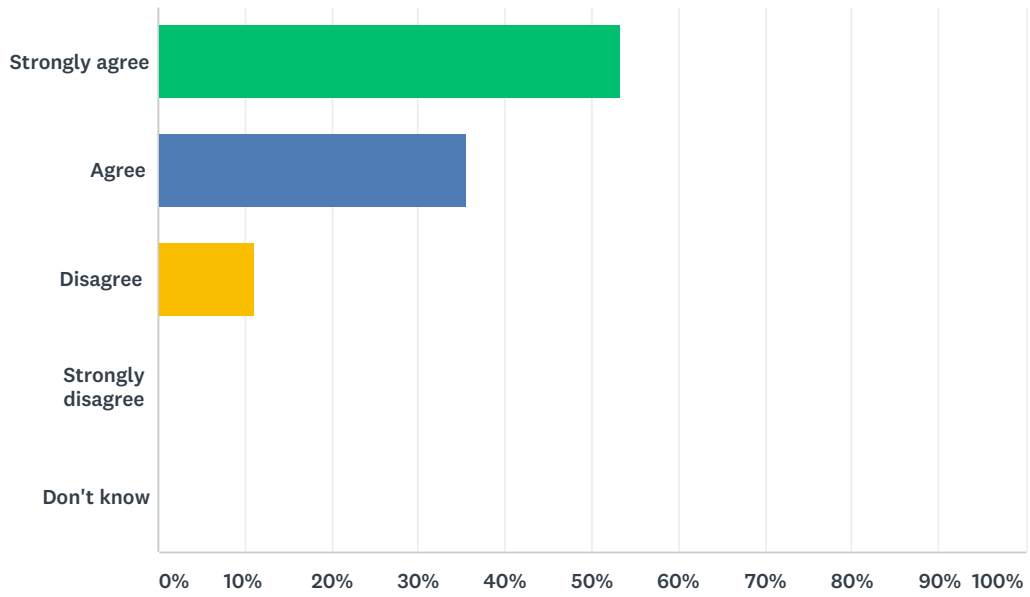
Answered: 45 Skipped: 5



ANSWER CHOICES	RESPONSES	
Strongly agree	60.00%	27
Agree	33.33%	15
Disagree	4.44%	2
Strongly disagree	2.22%	1
Don't know	0.00%	0
TOTAL		45

Q5 My child is demonstrating growth in literacy.

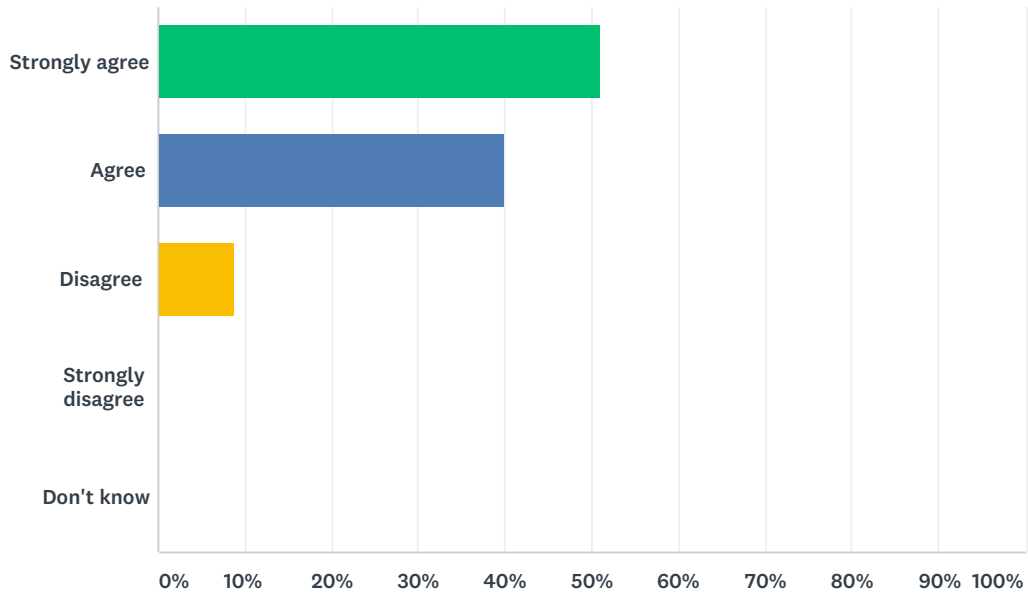
Answered: 45 Skipped: 5



ANSWER CHOICES	RESPONSES	
Strongly agree	53.33%	24
Agree	35.56%	16
Disagree	11.11%	5
Strongly disagree	0.00%	0
Don't know	0.00%	0
TOTAL		45

Q6 My child is demonstrating growth in numeracy.

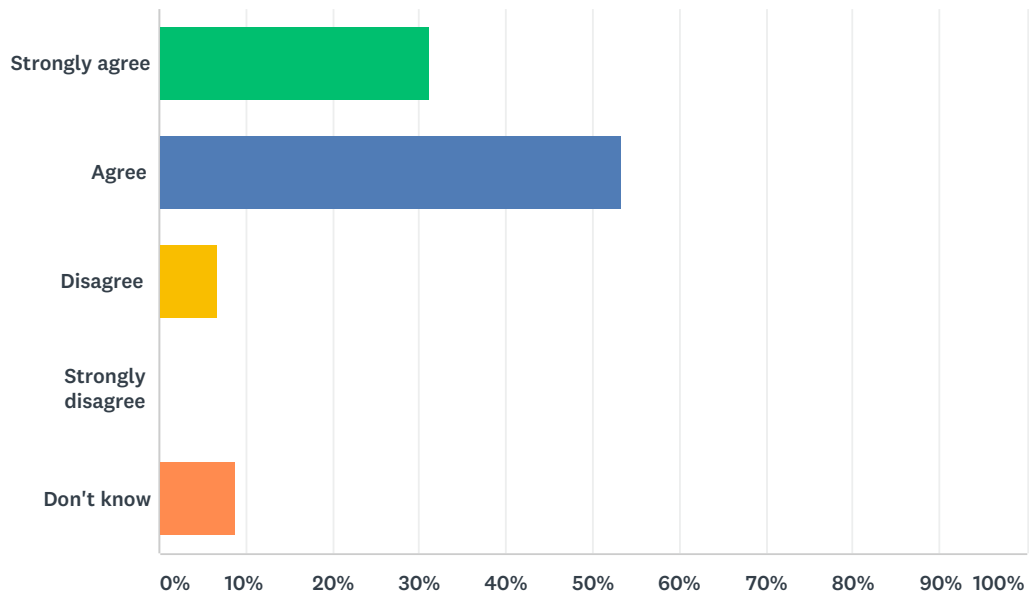
Answered: 45 Skipped: 5



ANSWER CHOICES	RESPONSES	
Strongly agree	51.11%	23
Agree	40.00%	18
Disagree	8.89%	4
Strongly disagree	0.00%	0
Don't know	0.00%	0
TOTAL		45

Q7 My child has an understanding of First Nations, Métis and Inuit culture and history.

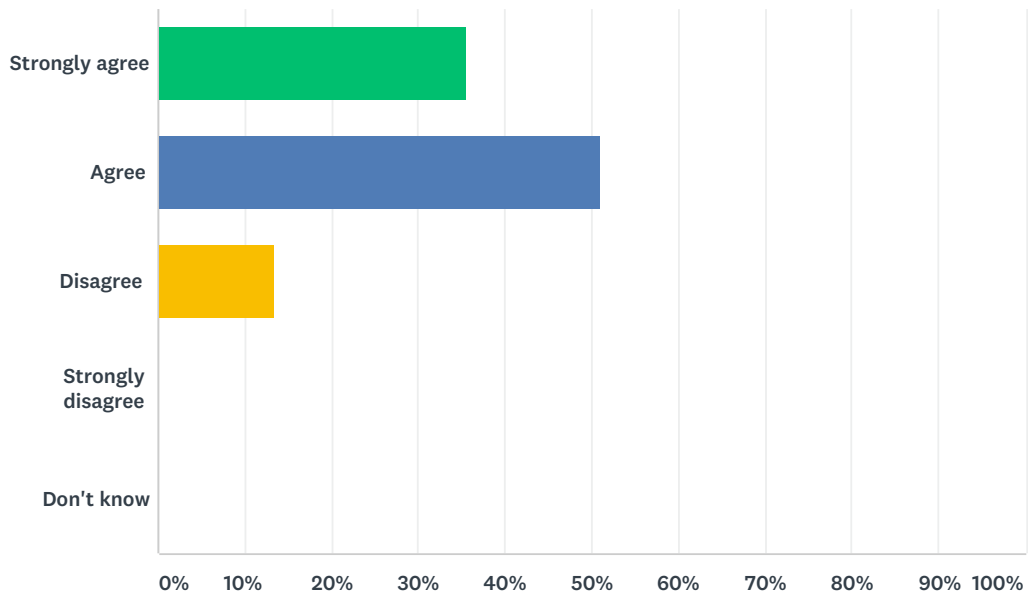
Answered: 45 Skipped: 5



ANSWER CHOICES	RESPONSES	
Strongly agree	31.11%	14
Agree	53.33%	24
Disagree	6.67%	3
Strongly disagree	0.00%	0
Don't know	8.89%	4
TOTAL		45

Q8 My child is being taught knowledge, skills and attitudes necessary to be successful in life.

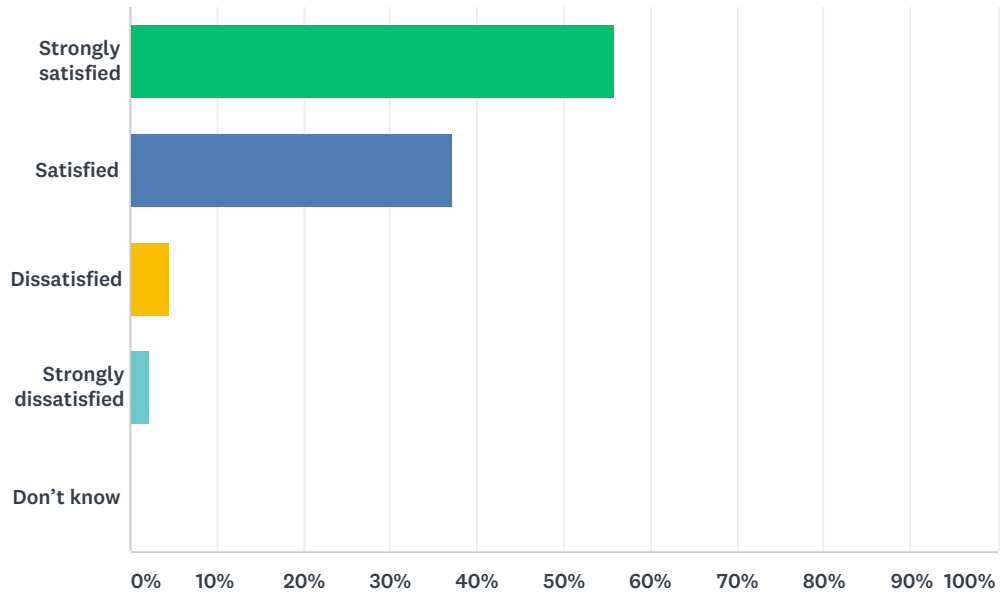
Answered: 45 Skipped: 5



ANSWER CHOICES	RESPONSES	
Strongly agree	35.56%	16
Agree	51.11%	23
Disagree	13.33%	6
Strongly disagree	0.00%	0
Don't know	0.00%	0
TOTAL		45

Q9 How satisfied are you with the quality of education your child is receiving at his or her school?

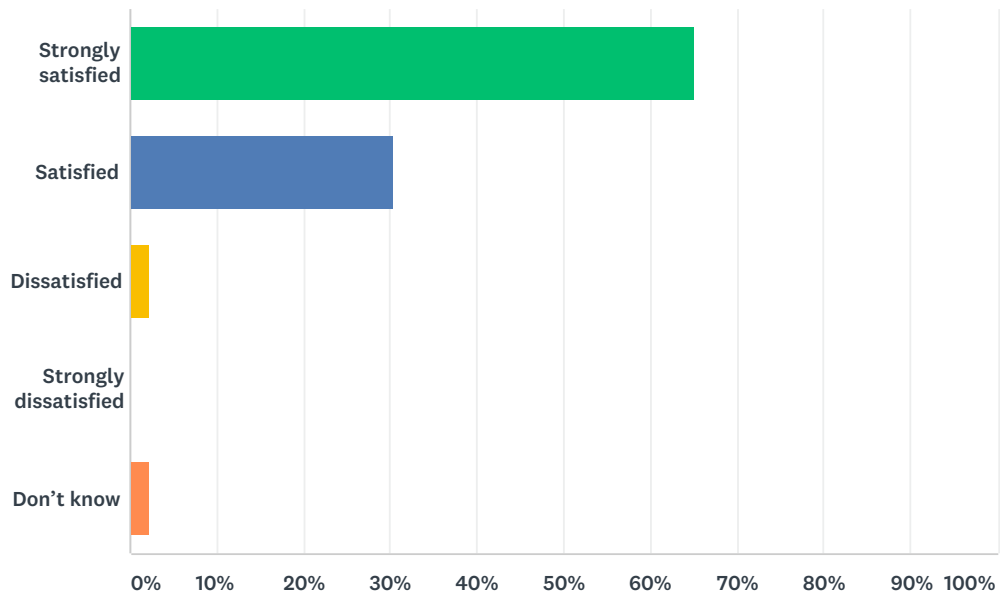
Answered: 43 Skipped: 7



ANSWER CHOICES	RESPONSES	
Strongly satisfied	55.81%	24
Satisfied	37.21%	16
Dissatisfied	4.65%	2
Strongly dissatisfied	2.33%	1
Don't know	0.00%	0
TOTAL		43

Q10 How satisfied are you with the quality of teaching at your child's school?

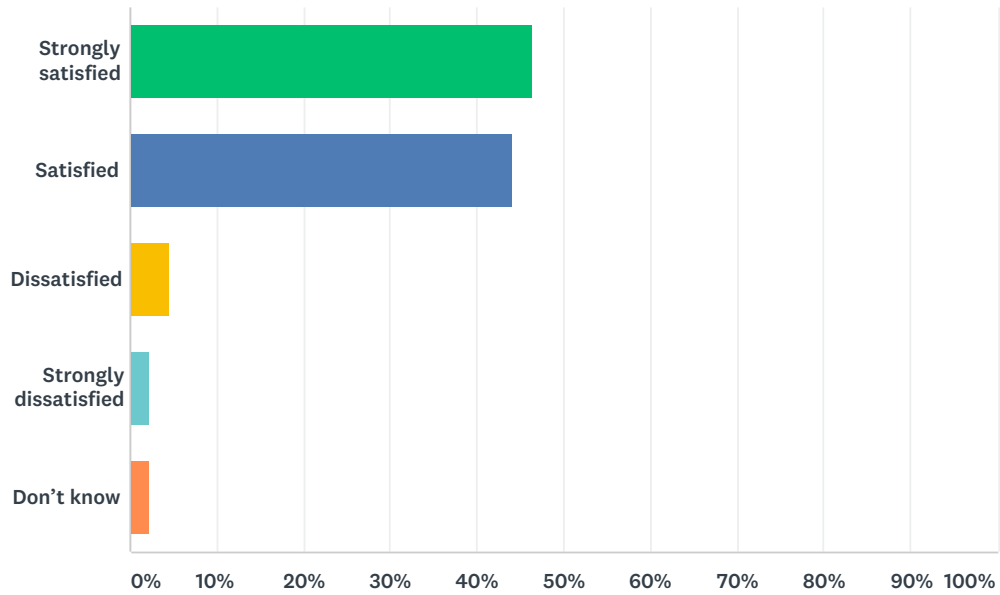
Answered: 43 Skipped: 7



ANSWER CHOICES	RESPONSES	
Strongly satisfied	65.12%	28
Satisfied	30.23%	13
Dissatisfied	2.33%	1
Strongly dissatisfied	0.00%	0
Don't know	2.33%	1
TOTAL		43

Q11 How satisfied are you with the leadership in your child's school?

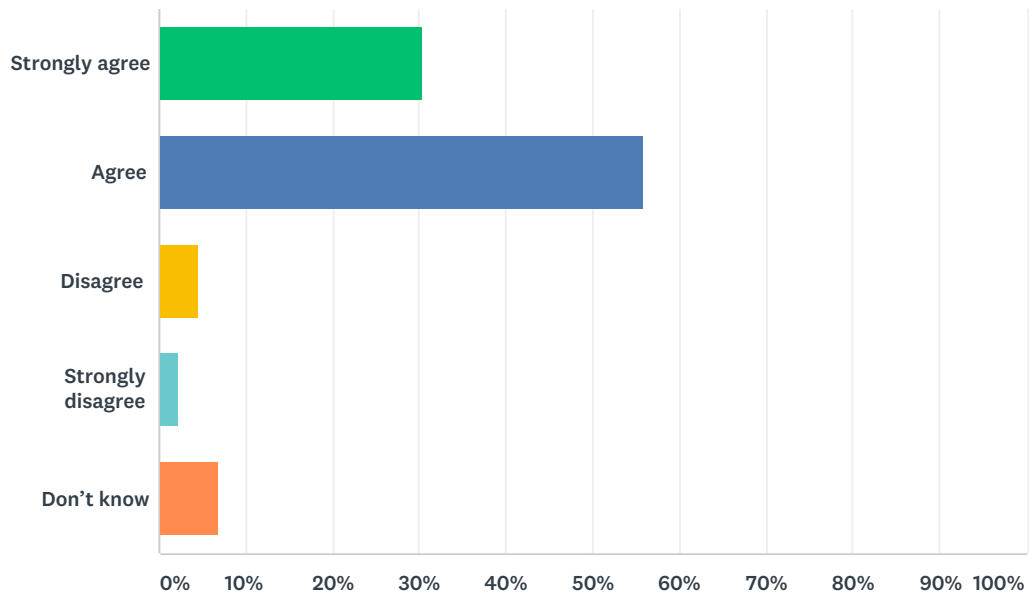
Answered: 43 Skipped: 7



ANSWER CHOICES	RESPONSES	
Strongly satisfied	46.51%	20
Satisfied	44.19%	19
Dissatisfied	4.65%	2
Strongly dissatisfied	2.33%	1
Don't know	2.33%	1
TOTAL		43

Q12 The rights and responsibilities of citizenship are reinforced in my child's school.

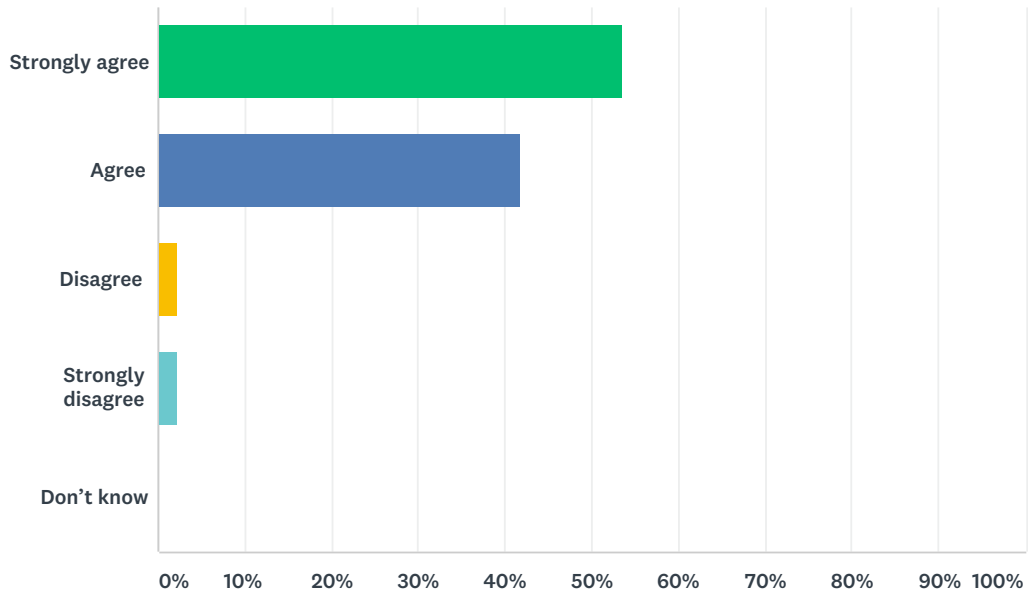
Answered: 43 Skipped: 7



ANSWER CHOICES	RESPONSES	
Strongly agree	30.23%	13
Agree	55.81%	24
Disagree	4.65%	2
Strongly disagree	2.33%	1
Don't know	6.98%	3
TOTAL		43

Q13 The school staff care about my child.

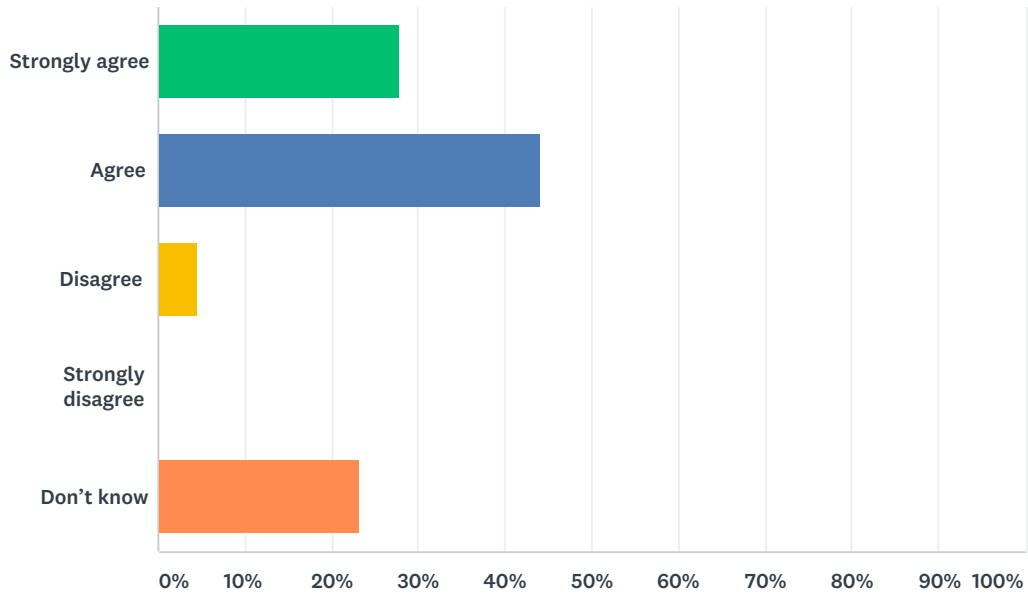
Answered: 43 Skipped: 7



ANSWER CHOICES	RESPONSES	
Strongly agree	53.49%	23
Agree	41.86%	18
Disagree	2.33%	1
Strongly disagree	2.33%	1
Don't know	0.00%	0
TOTAL		43

Q14 Discipline is handled in a fair and reasonable manner in my child's school.

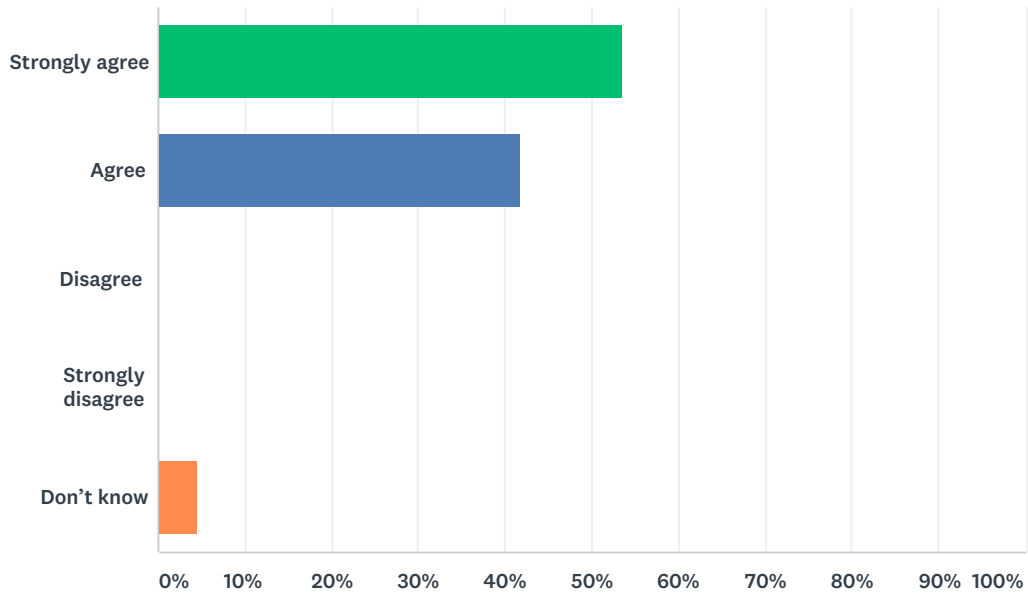
Answered: 43 Skipped: 7



ANSWER CHOICES	RESPONSES	
Strongly agree	27.91%	12
Agree	44.19%	19
Disagree	4.65%	2
Strongly disagree	0.00%	0
Don't know	23.26%	10
TOTAL		43

Q15 My child's school is safe.

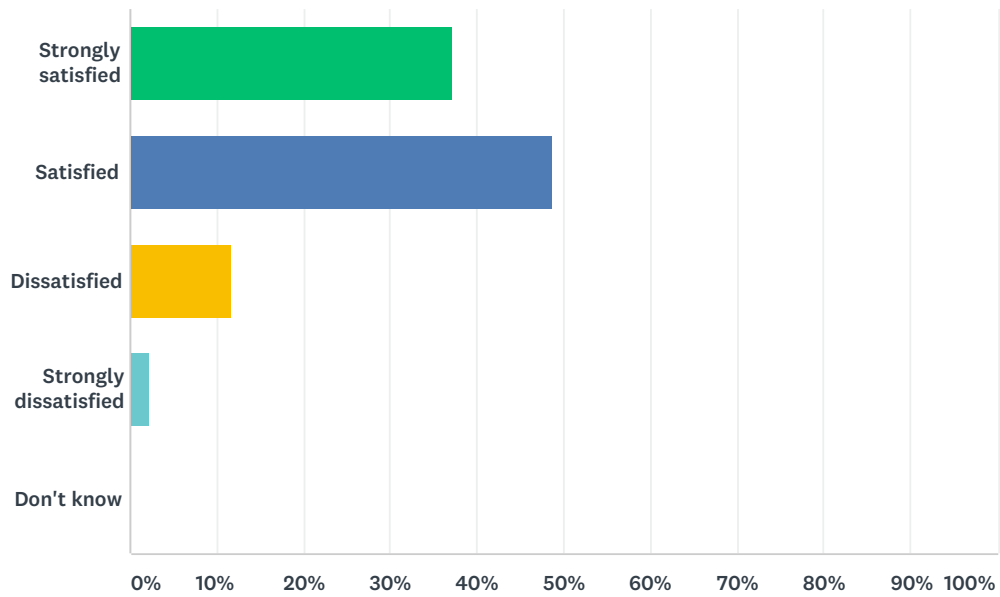
Answered: 43 Skipped: 7



ANSWER CHOICES	RESPONSES	
Strongly agree	53.49%	23
Agree	41.86%	18
Disagree	0.00%	0
Strongly disagree	0.00%	0
Don't know	4.65%	2
TOTAL		43

Q16 How satisfied are you with the resources available to support your child's learning?

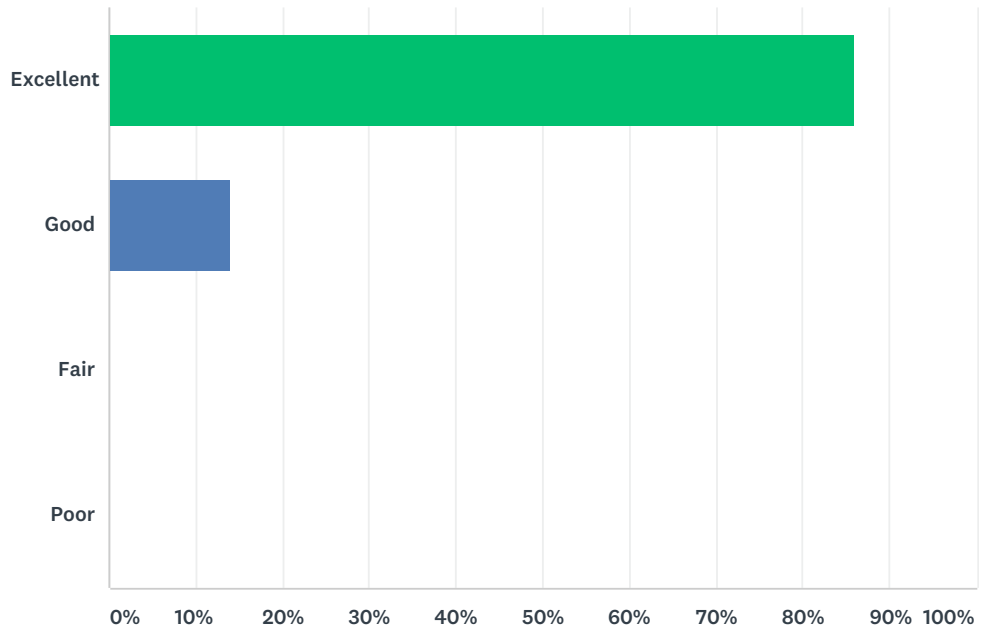
Answered: 43 Skipped: 7



ANSWER CHOICES	RESPONSES	
Strongly satisfied	37.21%	16
Satisfied	48.84%	21
Dissatisfied	11.63%	5
Strongly dissatisfied	2.33%	1
Don't know	0.00%	0
TOTAL		43

Q17 How would you rate the physical condition of your child's school?

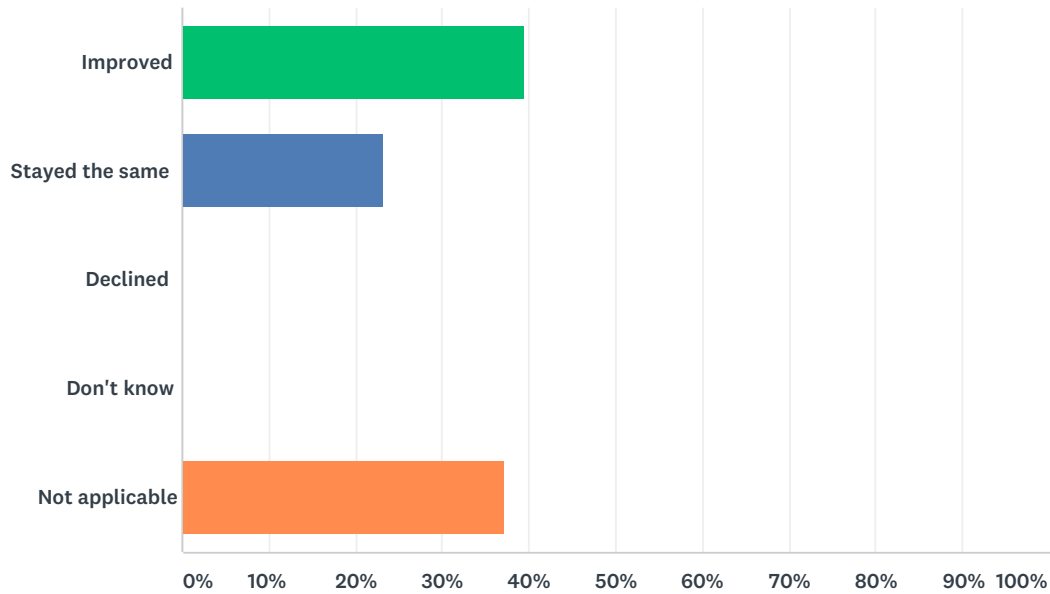
Answered: 43 Skipped: 7



ANSWER CHOICES	RESPONSES	
Excellent	86.05%	37
Good	13.95%	6
Fair	0.00%	0
Poor	0.00%	0
TOTAL		43

Q18 In your opinion, has the quality of education your child has experienced at school improved, stayed the same or declined in the past three years?

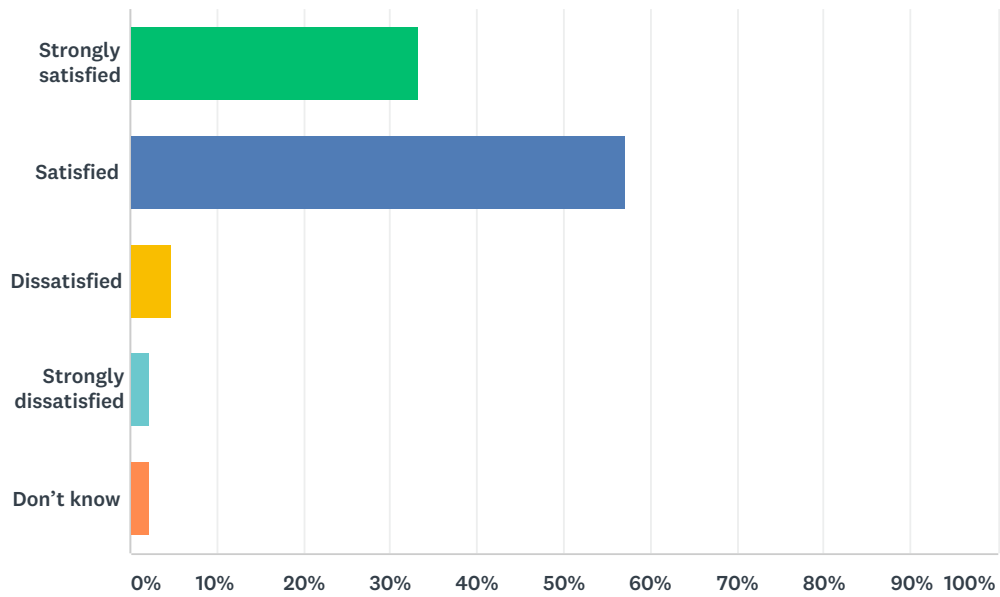
Answered: 43 Skipped: 7



ANSWER CHOICES	RESPONSES	
Improved	39.53%	17
Stayed the same	23.26%	10
Declined	0.00%	0
Don't know	0.00%	0
Not applicable	37.21%	16
TOTAL		43

Q19 How satisfied are you with the opportunity to be involved in decisions at your child's school?

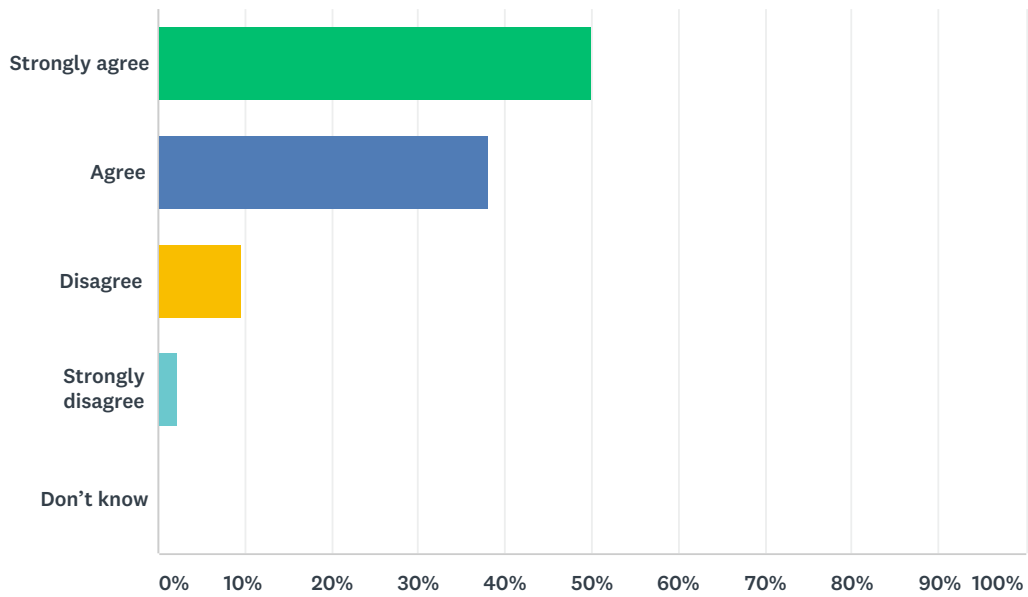
Answered: 42 Skipped: 8



ANSWER CHOICES	RESPONSES	
Strongly satisfied	33.33%	14
Satisfied	57.14%	24
Dissatisfied	4.76%	2
Strongly dissatisfied	2.38%	1
Don't know	2.38%	1
TOTAL		42

Q20 The school keeps me informed about my child's progress and achievement.

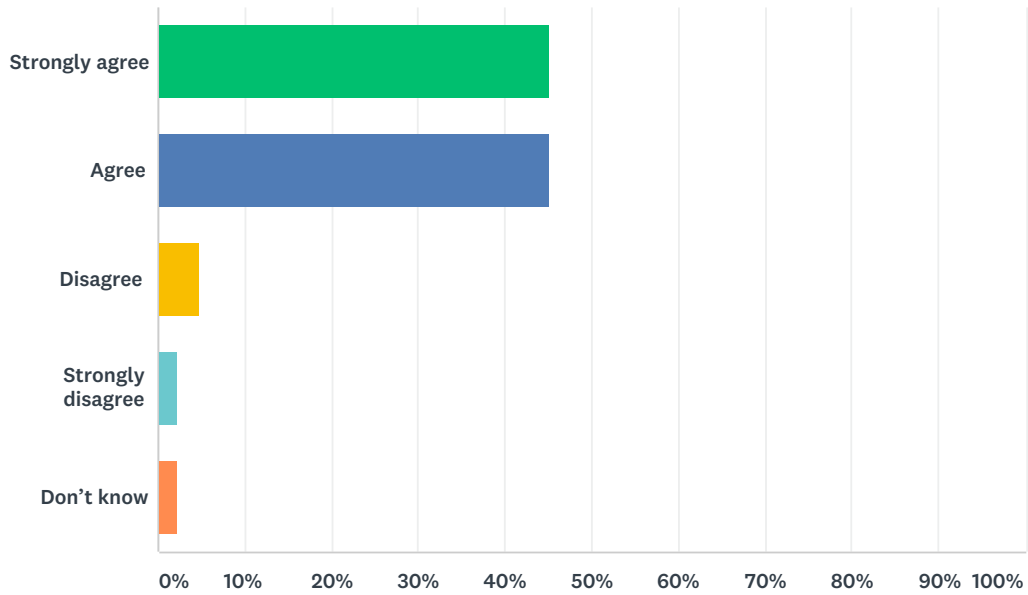
Answered: 42 Skipped: 8



ANSWER CHOICES	RESPONSES	
Strongly agree	50.00%	21
Agree	38.10%	16
Disagree	9.52%	4
Strongly disagree	2.38%	1
Don't know	0.00%	0
TOTAL		42

Q21 There is open and honest communication within my child's school.

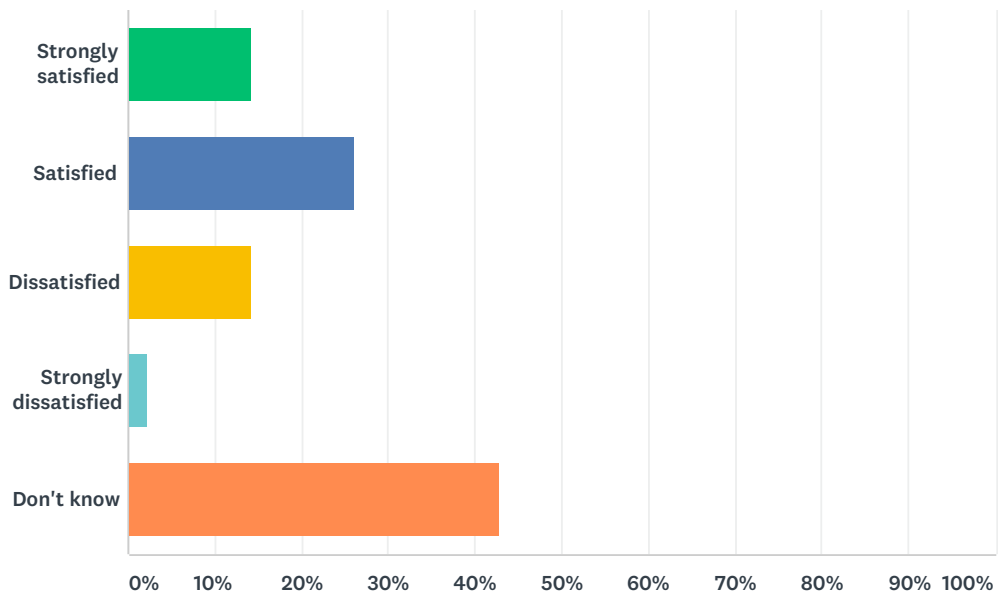
Answered: 42 Skipped: 8



ANSWER CHOICES	RESPONSES	
Strongly agree	45.24%	19
Agree	45.24%	19
Disagree	4.76%	2
Strongly disagree	2.38%	1
Don't know	2.38%	1
TOTAL		42

Q22 How satisfied are you with the community partnerships that may be established at your school? For example: Saffron, KEYS program, Green Certificate, lunch programs, after-school programs, RAP, Tools for School, Scratch Day, Entrepreneurial Adventure, scholarships/grants, etc.

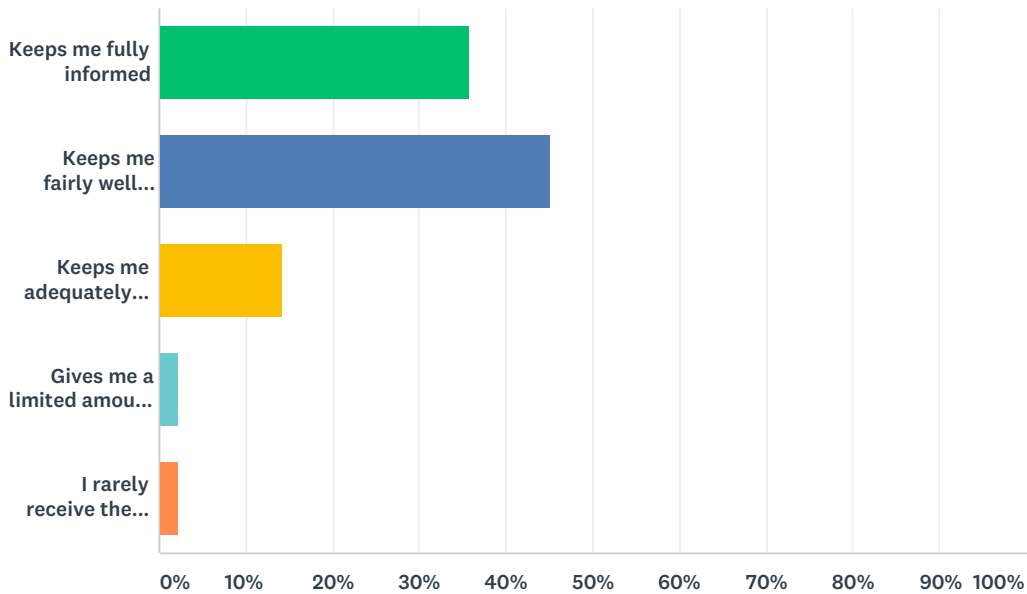
Answered: 42 Skipped: 8



ANSWER CHOICES	RESPONSES	
Strongly satisfied	14.29%	6
Satisfied	26.19%	11
Dissatisfied	14.29%	6
Strongly dissatisfied	2.38%	1
Don't know	42.86%	18
TOTAL		42

Q23 Elk Island Public Schools appreciates the opportunity to stay connected with parents about news, activities, programs and other matters of importance. What is your impression of the communication you receive from your child's school?

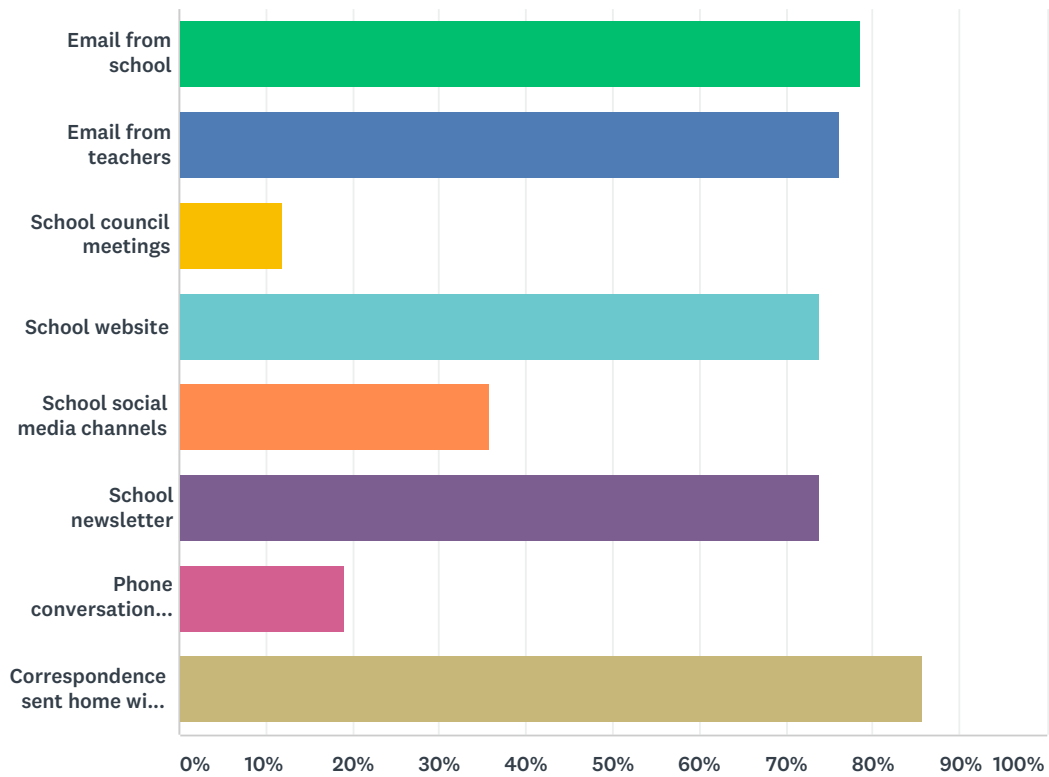
Answered: 42 Skipped: 8



ANSWER CHOICES	RESPONSES	
Keeps me fully informed	35.71%	15
Keeps me fairly well informed	45.24%	19
Keeps me adequately informed	14.29%	6
Gives me a limited amount of information	2.38%	1
I rarely receive the information I need	2.38%	1
TOTAL		42

Q24 Do you regularly make use of the following to keep up to date on school activities, programs, etc.? Check all that apply.

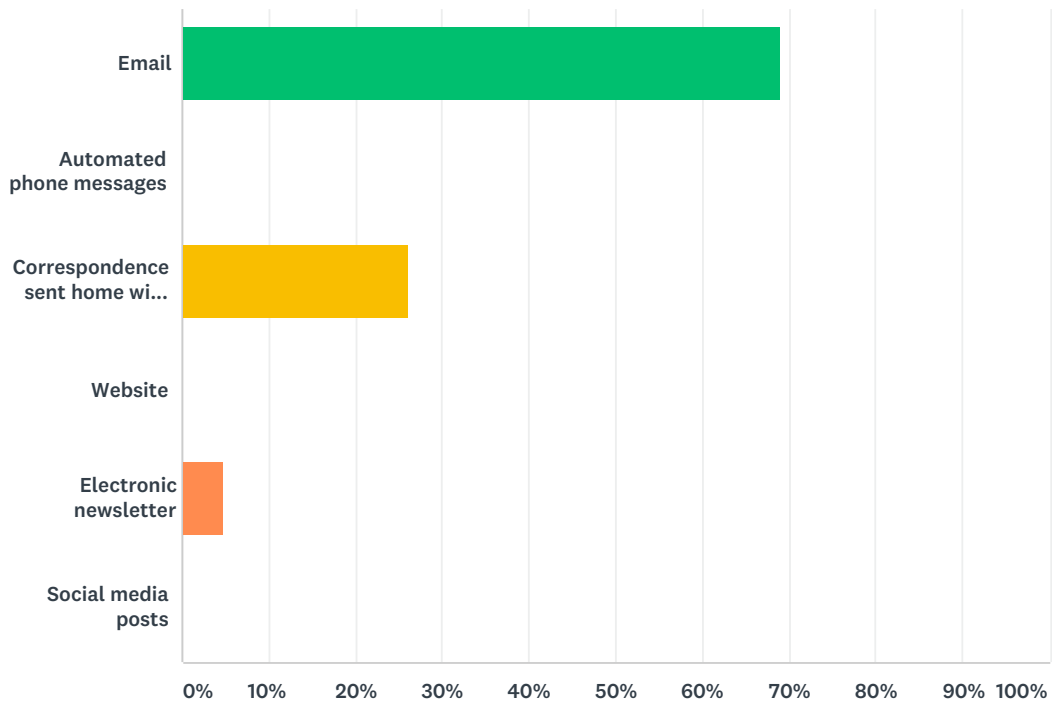
Answered: 42 Skipped: 8



ANSWER CHOICES	RESPONSES	
Email from school	78.57%	33
Email from teachers	76.19%	32
School council meetings	11.90%	5
School website	73.81%	31
School social media channels	35.71%	15
School newsletter	73.81%	31
Phone conversations with school and/or teachers	19.05%	8
Correspondence sent home with your child	85.71%	36
Total Respondents: 42		

Q25 What is your most preferred method of communication from the school and Division?

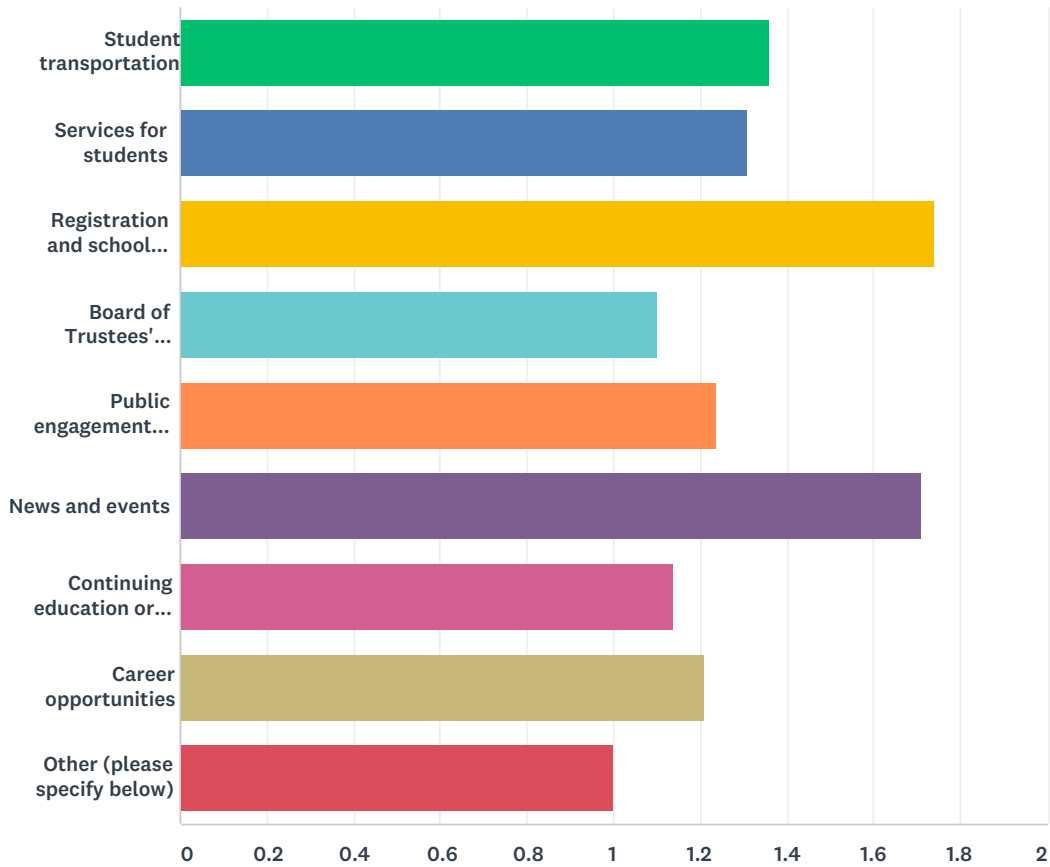
Answered: 42 Skipped: 8



ANSWER CHOICES	RESPONSES	
Email	69.05%	29
Automated phone messages	0.00%	0
Correspondence sent home with your child	26.19%	11
Website	0.00%	0
Electronic newsletter	4.76%	2
Social media posts	0.00%	0
TOTAL		42

Q26 Do you visit the Division website (www.eips.ca) for information on:

Answered: 42 Skipped: 8



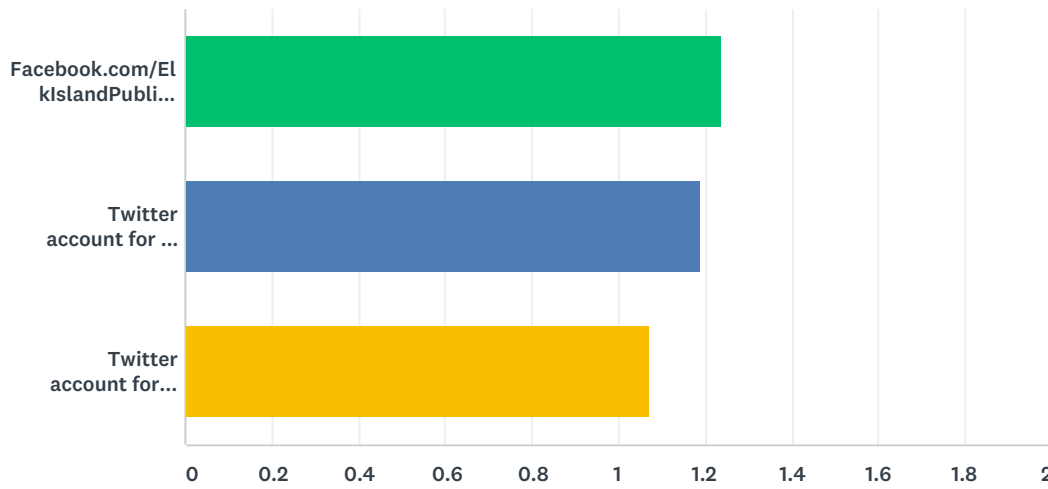
	YES	NO	TOTAL	WEIGHTED AVERAGE
Student transportation	35.71% 15	64.29% 27	42	1.36
Services for students	30.95% 13	69.05% 29	42	1.31
Registration and school boundaries	73.81% 31	26.19% 11	42	1.74
Board of Trustees' meetings	9.52% 4	90.48% 38	42	1.10
Public engagement initiatives	23.81% 10	76.19% 32	42	1.24
News and events	71.43% 30	28.57% 12	42	1.71
Continuing education or summer courses	14.29% 6	85.71% 36	42	1.14
Career opportunities	21.43% 9	78.57% 33	42	1.21
Other (please specify below)	0.00% 0	100.00% 42	42	1.00

EIPS Parent Survey 2017-18

#	OTHER:	DATE
	There are no responses.	

Q27 Elk Island Public Schools shares news and information on its social media channels. Do you follow:

Answered: 42 Skipped: 8



	YES	NO	TOTAL	WEIGHTED AVERAGE
Facebook.com/ElkIslandPublicSchools	23.81% 10	76.19% 32	42	1.24
Twitter account for the Division (@eips)	19.05% 8	80.95% 34	42	1.19
Twitter account for EIPS Student Transportation (@eipsST)	7.14% 3	92.86% 39	42	1.07