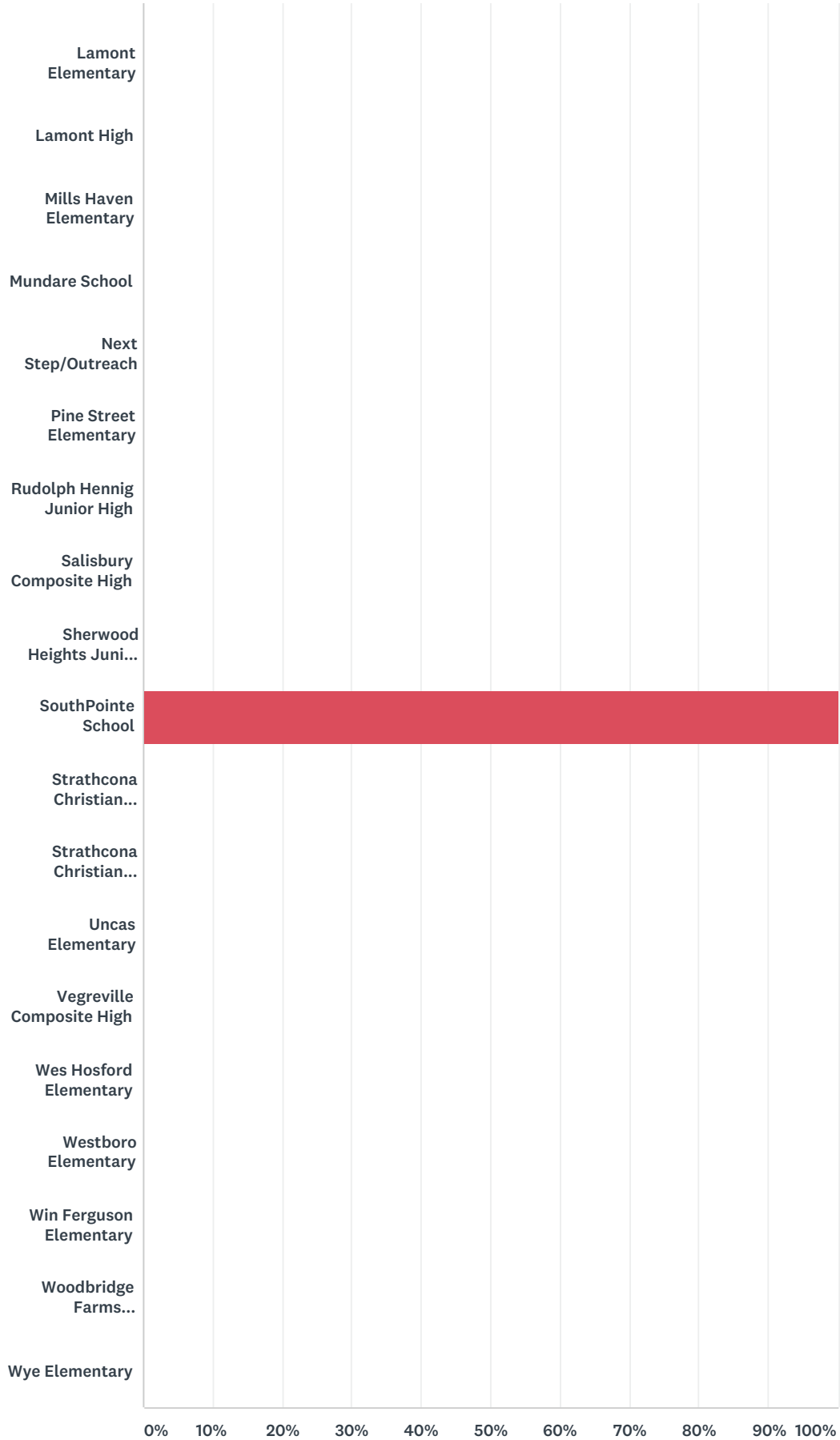


Q1 What school does your child currently attend?

Answered: 107 Skipped: 0

A.L. Horton Elementary										
Andrew School										
Ardrossan Elementary										
Ardrossan Junior Senio...										
Bev Facey Community High										
Brentwood Elementary										
Bruderheim School										
Clover Bar Junior High										
Davidson Creek Elementary										
École Campbelltown										
École Parc Élémentaire										
F.R. Haythorne Junior High										
Fort Saskatchewan...										
Fort Saskatchewan...										
Fort Saskatchewan...										
Fultonvale Elementary...										
Glen Allan Elementary										
James Mowat Elementary										
Lakeland Ridge										

EIPS Parent Survey 2018-19



EIPS Parent Survey 2018-19

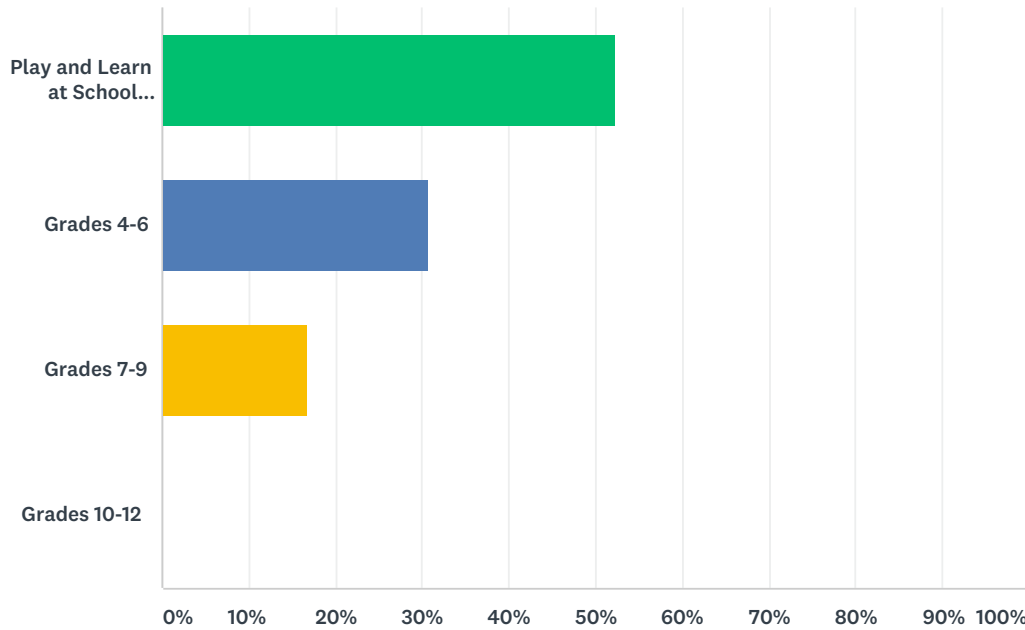
ANSWER CHOICES	RESPONSES	
A.L. Horton Elementary	0.00%	0
Andrew School	0.00%	0
Ardrossan Elementary	0.00%	0
Ardrossan Junior Senior High	0.00%	0
Bev Facey Community High	0.00%	0
Brentwood Elementary	0.00%	0
Bruderheim School	0.00%	0
Clover Bar Junior High	0.00%	0
Davidson Creek Elementary	0.00%	0
École Campbelltown	0.00%	0
École Parc Élémentaire	0.00%	0
F.R. Haythorne Junior High	0.00%	0
Fort Saskatchewan Christian	0.00%	0
Fort Saskatchewan Elementary	0.00%	0
Fort Saskatchewan Senior High	0.00%	0
Fultonvale Elementary Junior High	0.00%	0
Glen Allan Elementary	0.00%	0
James Mowat Elementary	0.00%	0
Lakeland Ridge	0.00%	0
Lamont Elementary	0.00%	0
Lamont High	0.00%	0
Mills Haven Elementary	0.00%	0
Mundare School	0.00%	0
Next Step/Outreach	0.00%	0
Pine Street Elementary	0.00%	0
Rudolph Hennig Junior High	0.00%	0
Salisbury Composite High	0.00%	0
Sherwood Heights Junior High	0.00%	0
SouthPointe School	100.00%	107
Strathcona Christian Academy Elementary	0.00%	0
Strathcona Christian Academy Secondary	0.00%	0
Uncas Elementary	0.00%	0
Vegreville Composite High	0.00%	0
Wes Hosford Elementary	0.00%	0

EIPS Parent Survey 2018-19

Westboro Elementary	0.00%	0
Win Ferguson Elementary	0.00%	0
Woodbridge Farms Elementary	0.00%	0
Wye Elementary	0.00%	0
TOTAL		107

Q2 What grade is your child currently in?

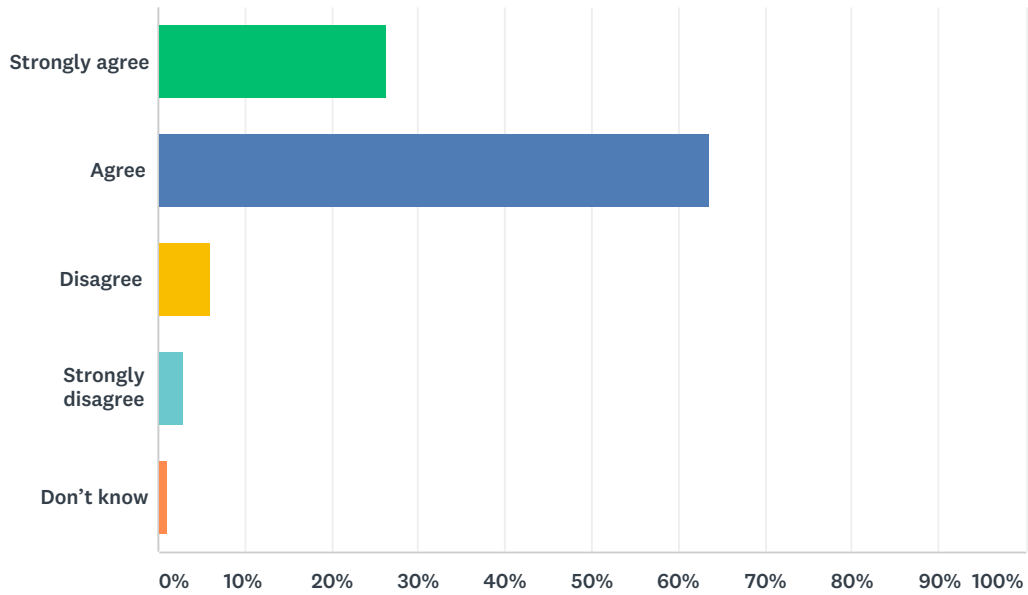
Answered: 107 Skipped: 0



ANSWER CHOICES	RESPONSES	
Play and Learn at School (PALS) Kindergarten Grades 1-3	52.34%	56
Grades 4-6	30.84%	33
Grades 7-9	16.82%	18
Grades 10-12	0.00%	0
TOTAL		107

Q3 My child's individual needs are met.

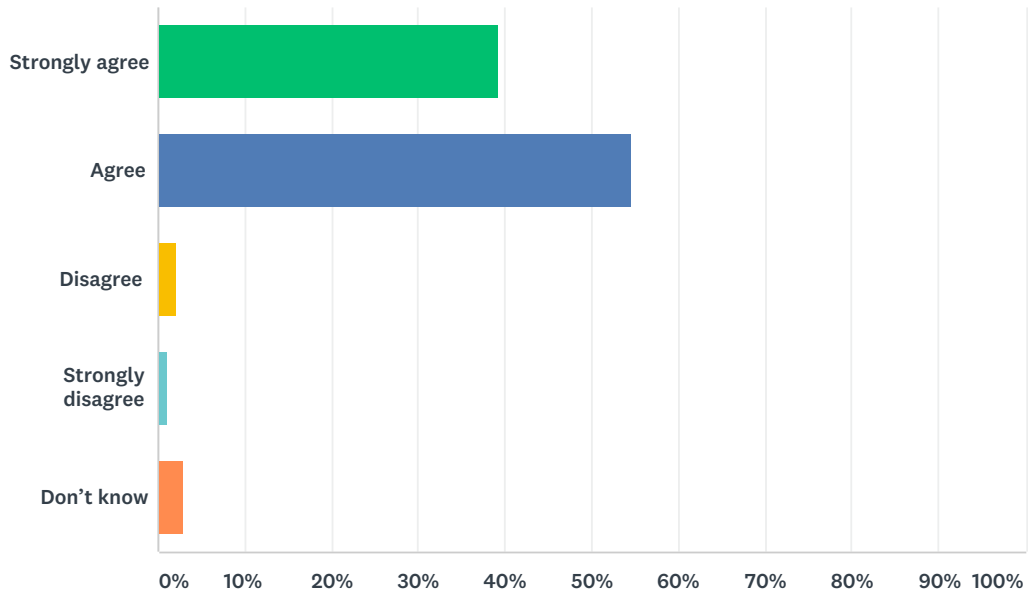
Answered: 99 Skipped: 8



ANSWER CHOICES	RESPONSES	
Strongly agree	26.26%	26
Agree	63.64%	63
Disagree	6.06%	6
Strongly disagree	3.03%	3
Don't know	1.01%	1
TOTAL		99

Q4 My child is encouraged at school to do his or her best.

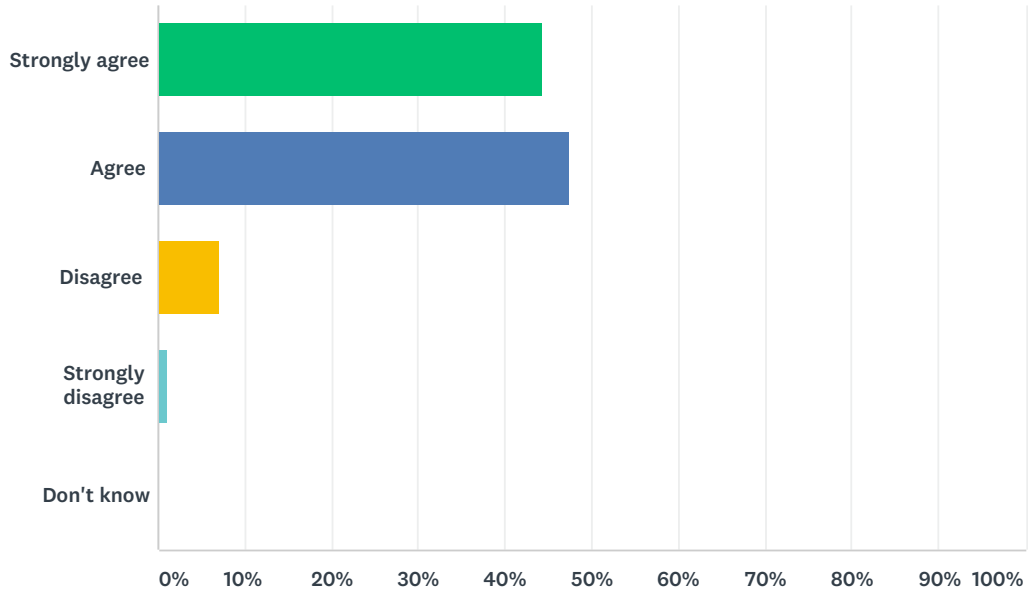
Answered: 99 Skipped: 8



ANSWER CHOICES	RESPONSES	
Strongly agree	39.39%	39
Agree	54.55%	54
Disagree	2.02%	2
Strongly disagree	1.01%	1
Don't know	3.03%	3
TOTAL		99

Q5 My child is demonstrating growth in literacy.

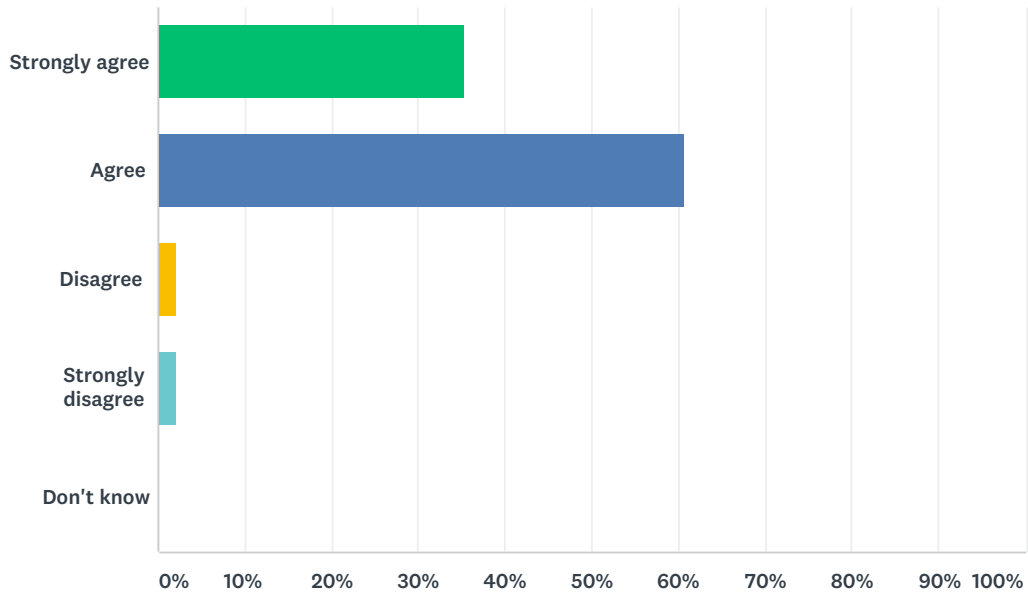
Answered: 99 Skipped: 8



ANSWER CHOICES	RESPONSES	
Strongly agree	44.44%	44
Agree	47.47%	47
Disagree	7.07%	7
Strongly disagree	1.01%	1
Don't know	0.00%	0
TOTAL		99

Q6 My child is demonstrating growth in numeracy.

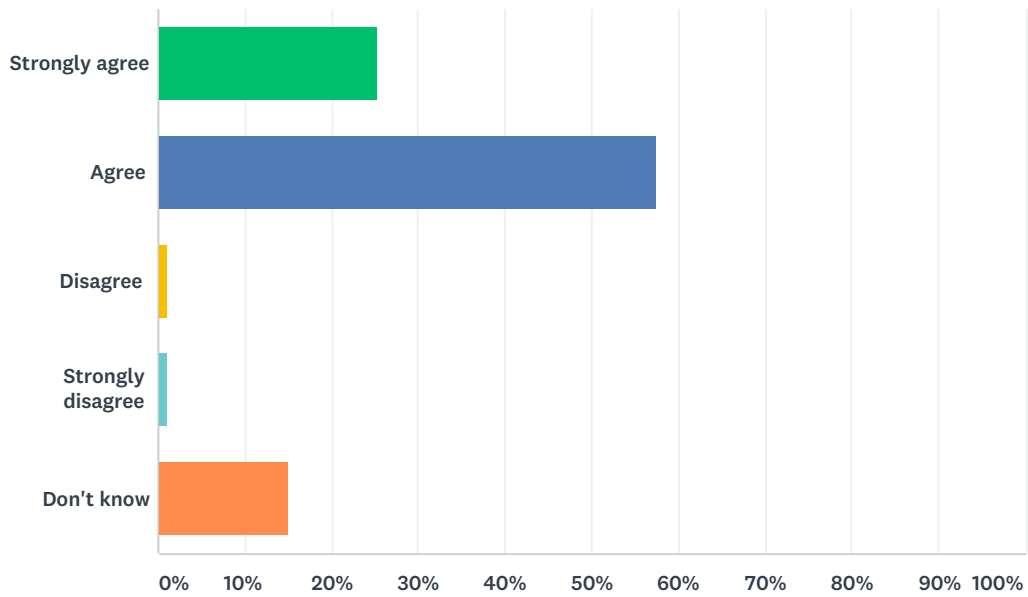
Answered: 99 Skipped: 8



ANSWER CHOICES	RESPONSES	
Strongly agree	35.35%	35
Agree	60.61%	60
Disagree	2.02%	2
Strongly disagree	2.02%	2
Don't know	0.00%	0
TOTAL		99

Q7 My child has an understanding of First Nations, Métis and Inuit culture and history.

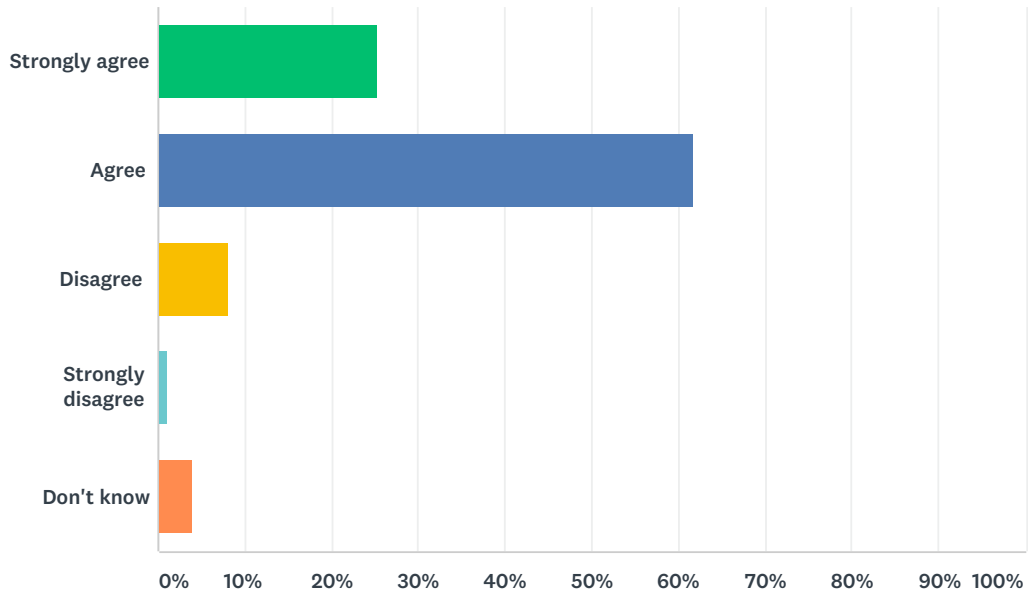
Answered: 99 Skipped: 8



ANSWER CHOICES	RESPONSES	
Strongly agree	25.25%	25
Agree	57.58%	57
Disagree	1.01%	1
Strongly disagree	1.01%	1
Don't know	15.15%	15
TOTAL		99

Q8 My child is being taught knowledge, skills and attitudes necessary to be successful in life.

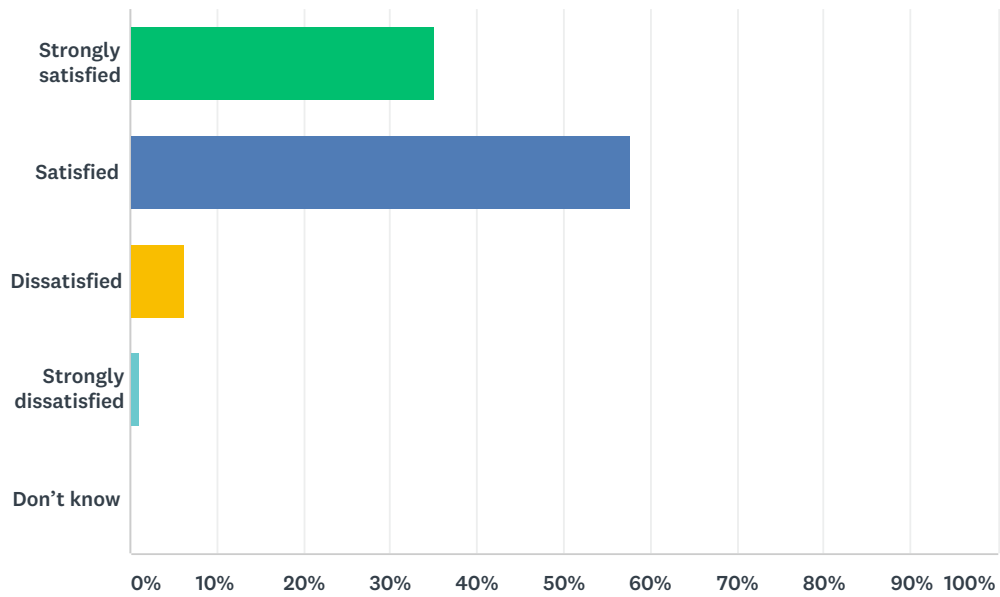
Answered: 99 Skipped: 8



ANSWER CHOICES	RESPONSES	
Strongly agree	25.25%	25
Agree	61.62%	61
Disagree	8.08%	8
Strongly disagree	1.01%	1
Don't know	4.04%	4
TOTAL		99

Q9 How satisfied are you with the quality of education your child is receiving at his or her school?

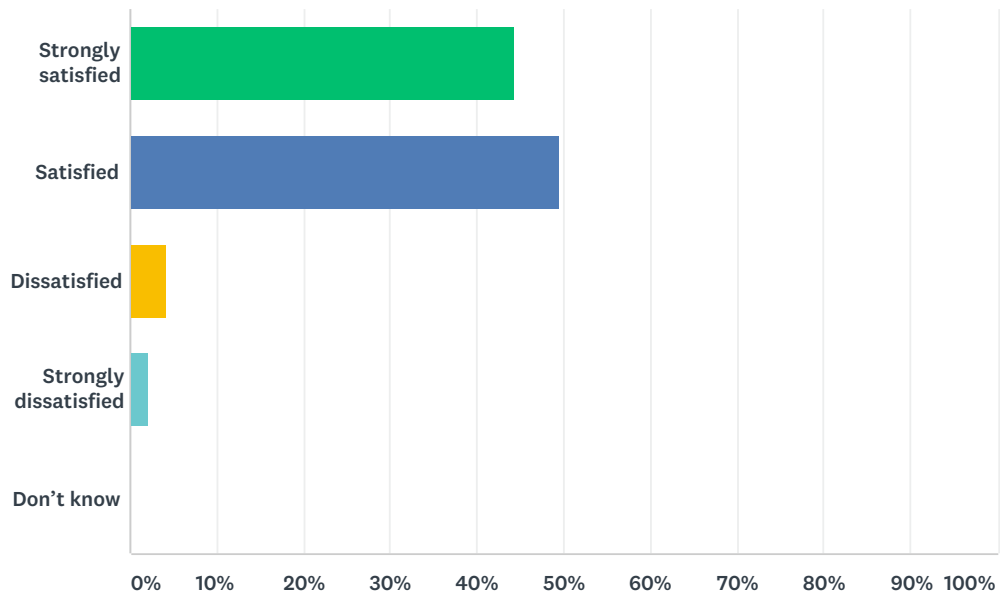
Answered: 97 Skipped: 10



ANSWER CHOICES	RESPONSES	
Strongly satisfied	35.05%	34
Satisfied	57.73%	56
Dissatisfied	6.19%	6
Strongly dissatisfied	1.03%	1
Don't know	0.00%	0
TOTAL		97

Q10 How satisfied are you with the quality of teaching at your child's school?

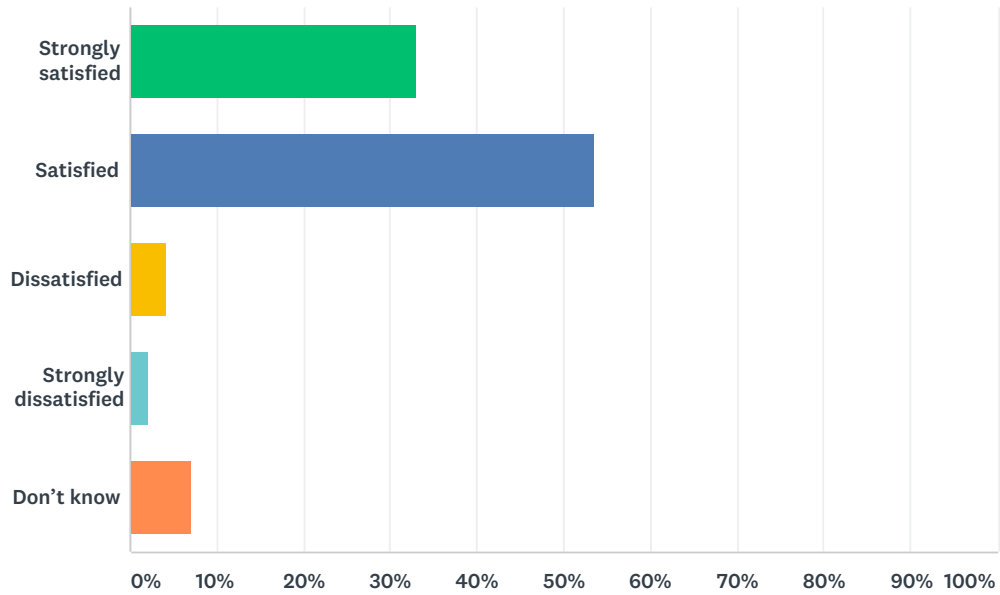
Answered: 97 Skipped: 10



ANSWER CHOICES	RESPONSES	
Strongly satisfied	44.33%	43
Satisfied	49.48%	48
Dissatisfied	4.12%	4
Strongly dissatisfied	2.06%	2
Don't know	0.00%	0
TOTAL		97

Q11 How satisfied are you with the leadership in your child's school?

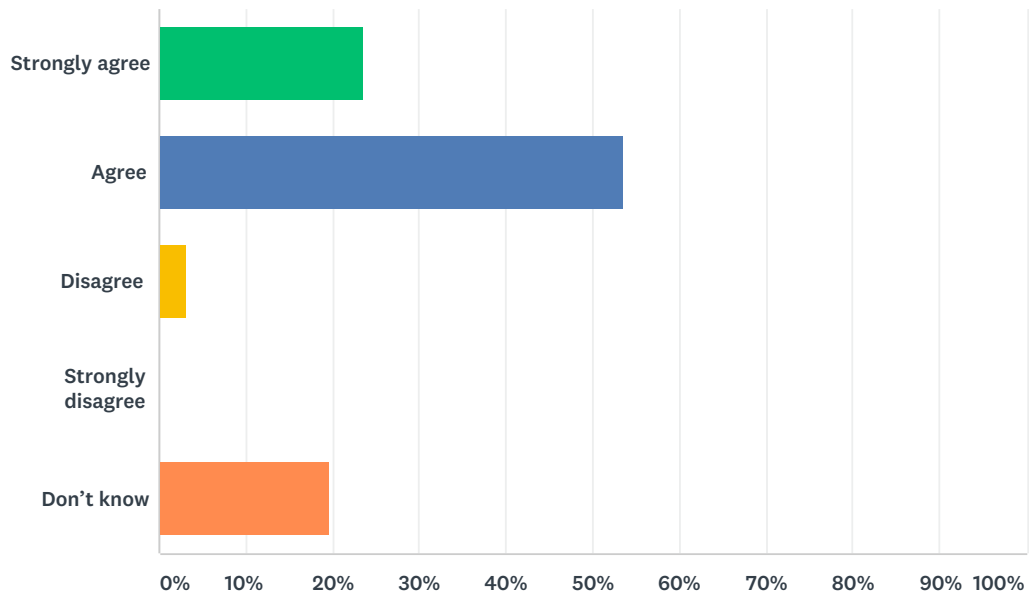
Answered: 97 Skipped: 10



ANSWER CHOICES	RESPONSES	
Strongly satisfied	32.99%	32
Satisfied	53.61%	52
Dissatisfied	4.12%	4
Strongly dissatisfied	2.06%	2
Don't know	7.22%	7
TOTAL		97

Q12 The rights and responsibilities of citizenship are reinforced in my child's school.

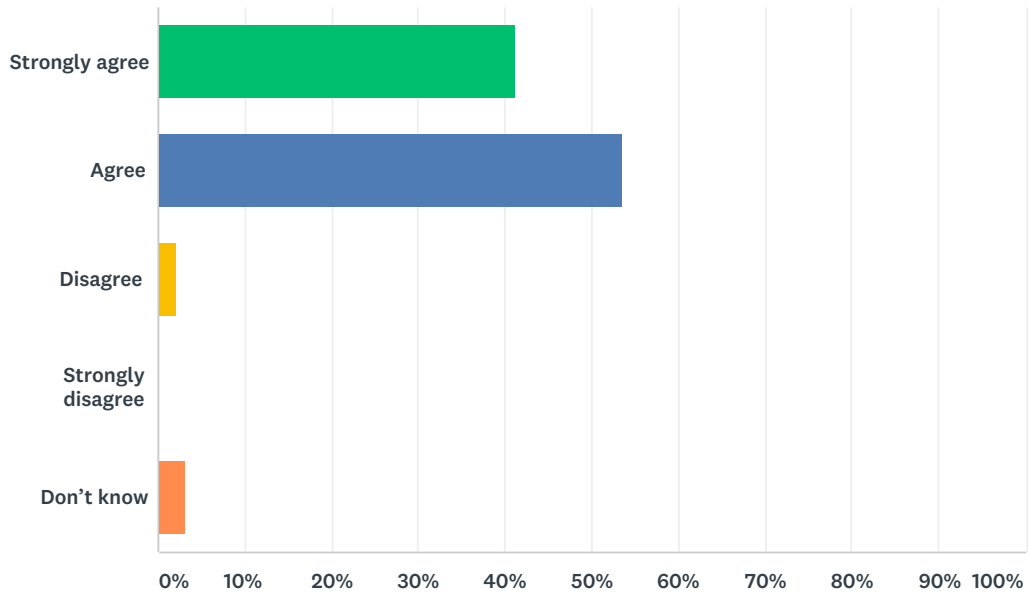
Answered: 97 Skipped: 10



ANSWER CHOICES	RESPONSES	
Strongly agree	23.71%	23
Agree	53.61%	52
Disagree	3.09%	3
Strongly disagree	0.00%	0
Don't know	19.59%	19
TOTAL		97

Q13 The school staff care about my child.

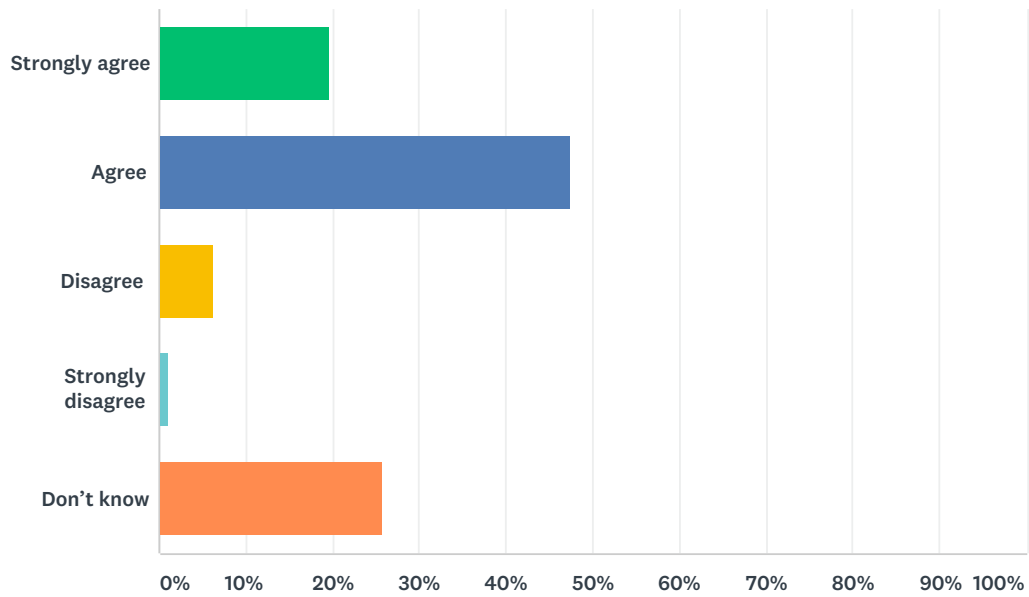
Answered: 97 Skipped: 10



ANSWER CHOICES	RESPONSES	
Strongly agree	41.24%	40
Agree	53.61%	52
Disagree	2.06%	2
Strongly disagree	0.00%	0
Don't know	3.09%	3
TOTAL		97

Q14 Discipline is handled in a fair and reasonable manner in my child's school.

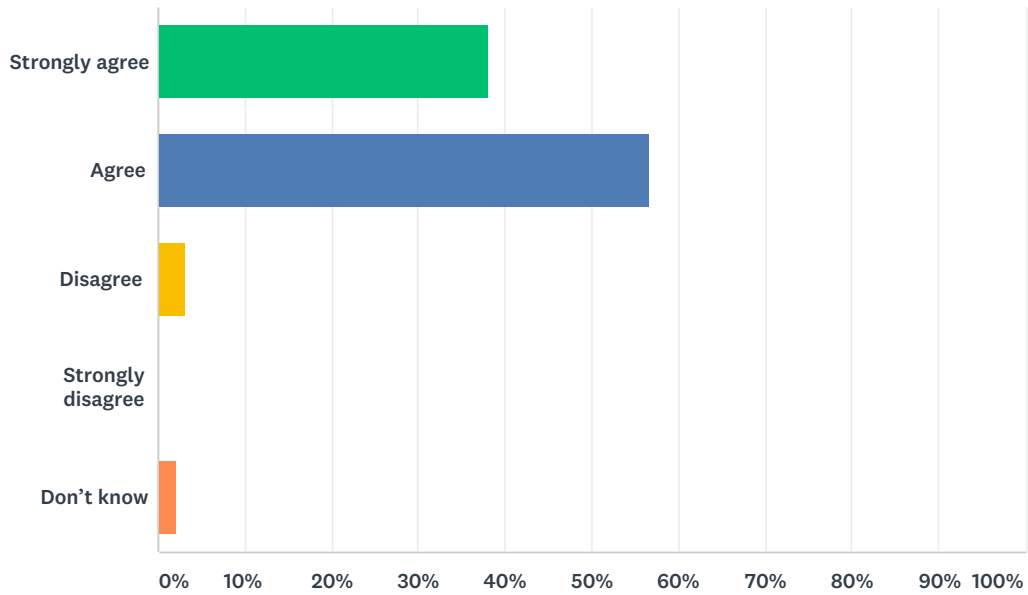
Answered: 97 Skipped: 10



ANSWER CHOICES	RESPONSES	
Strongly agree	19.59%	19
Agree	47.42%	46
Disagree	6.19%	6
Strongly disagree	1.03%	1
Don't know	25.77%	25
TOTAL		97

Q15 My child's school is safe.

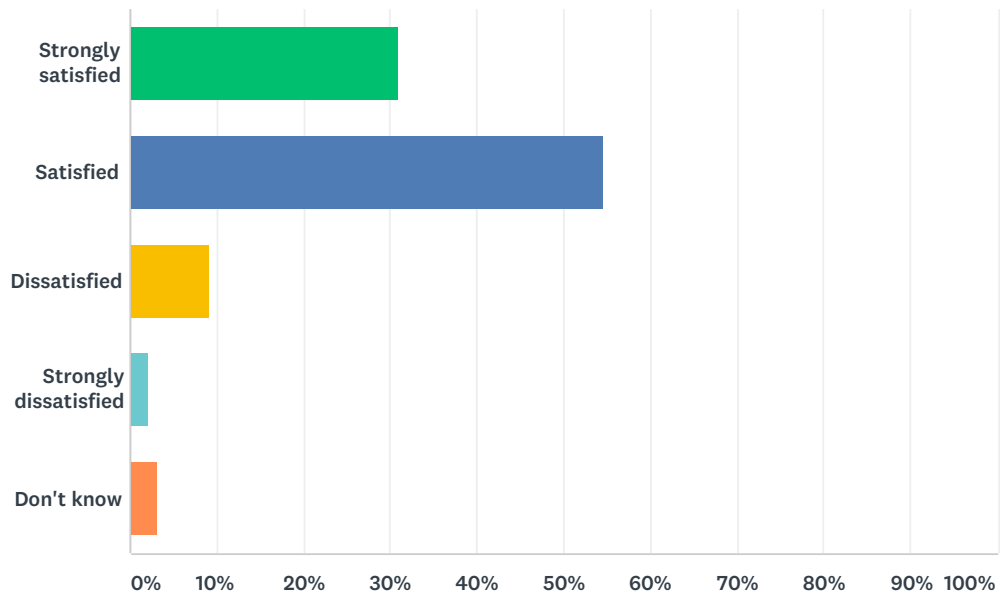
Answered: 97 Skipped: 10



ANSWER CHOICES	RESPONSES	
Strongly agree	38.14%	37
Agree	56.70%	55
Disagree	3.09%	3
Strongly disagree	0.00%	0
Don't know	2.06%	2
TOTAL		97

Q16 How satisfied are you with the resources available to support your child's learning?

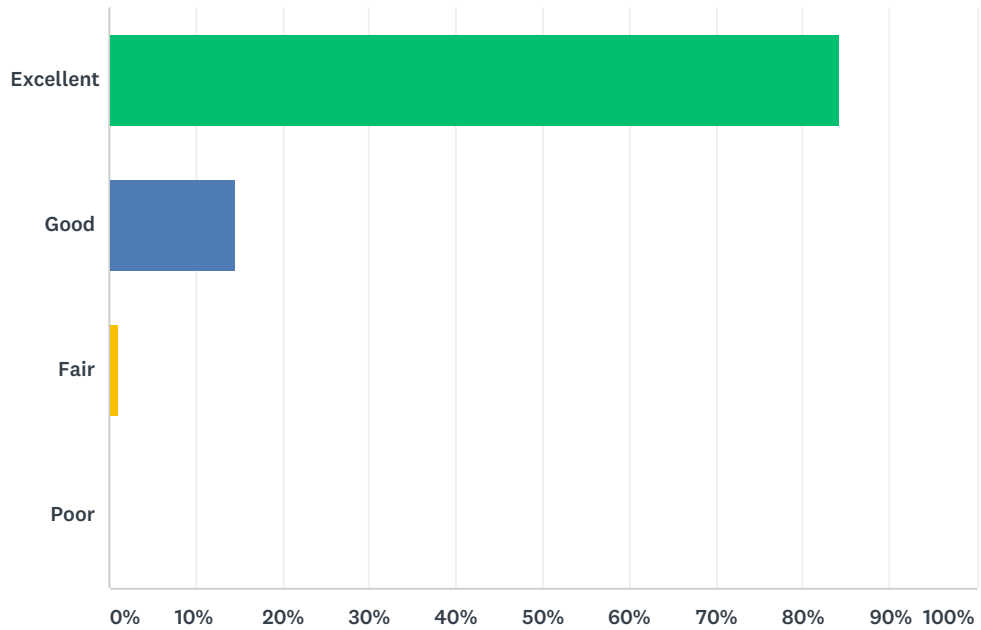
Answered: 97 Skipped: 10



ANSWER CHOICES	RESPONSES	
Strongly satisfied	30.93%	30
Satisfied	54.64%	53
Dissatisfied	9.28%	9
Strongly dissatisfied	2.06%	2
Don't know	3.09%	3
TOTAL		97

Q17 How would you rate the physical condition of your child's school?

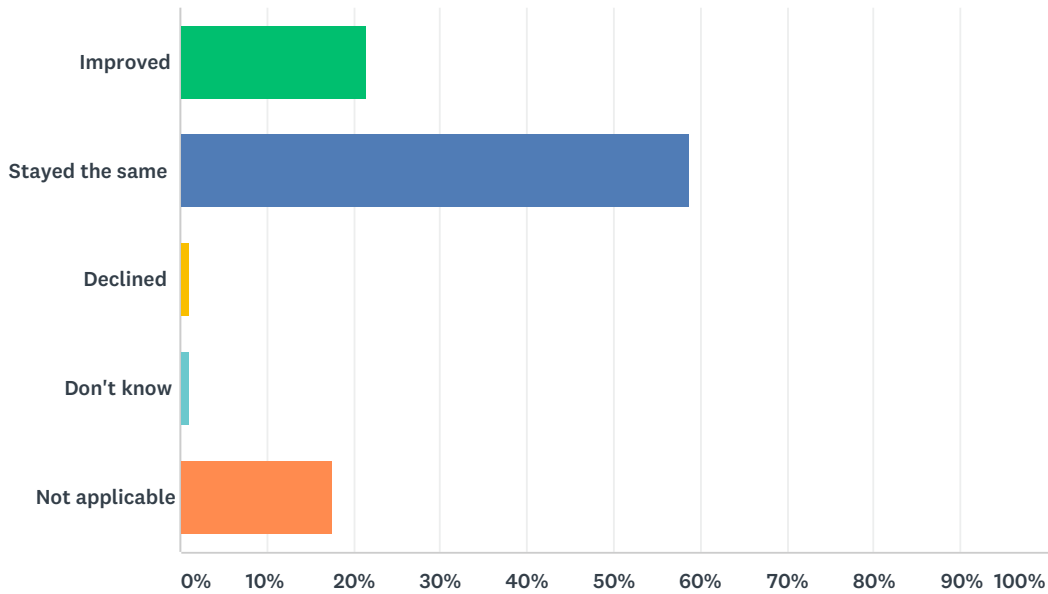
Answered: 96 Skipped: 11



ANSWER CHOICES	RESPONSES	
Excellent	84.38%	81
Good	14.58%	14
Fair	1.04%	1
Poor	0.00%	0
TOTAL		96

Q18 In your opinion, has the quality of education your child has experienced at school improved, stayed the same or declined in the past three years?

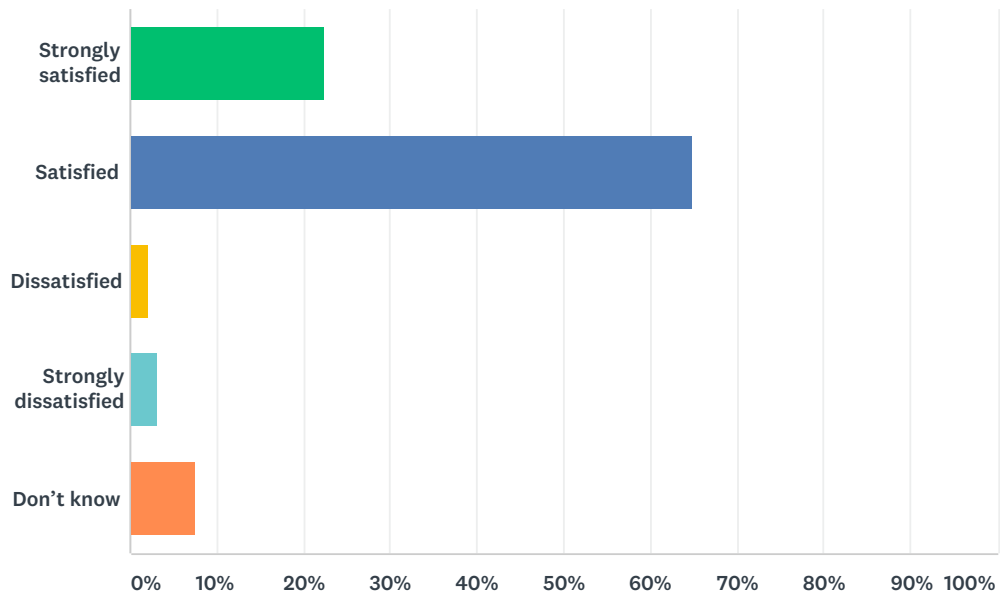
Answered: 97 Skipped: 10



ANSWER CHOICES	RESPONSES	
Improved	21.65%	21
Stayed the same	58.76%	57
Declined	1.03%	1
Don't know	1.03%	1
Not applicable	17.53%	17
TOTAL		97

Q19 How satisfied are you with the opportunity to be involved in decisions at your child's school?

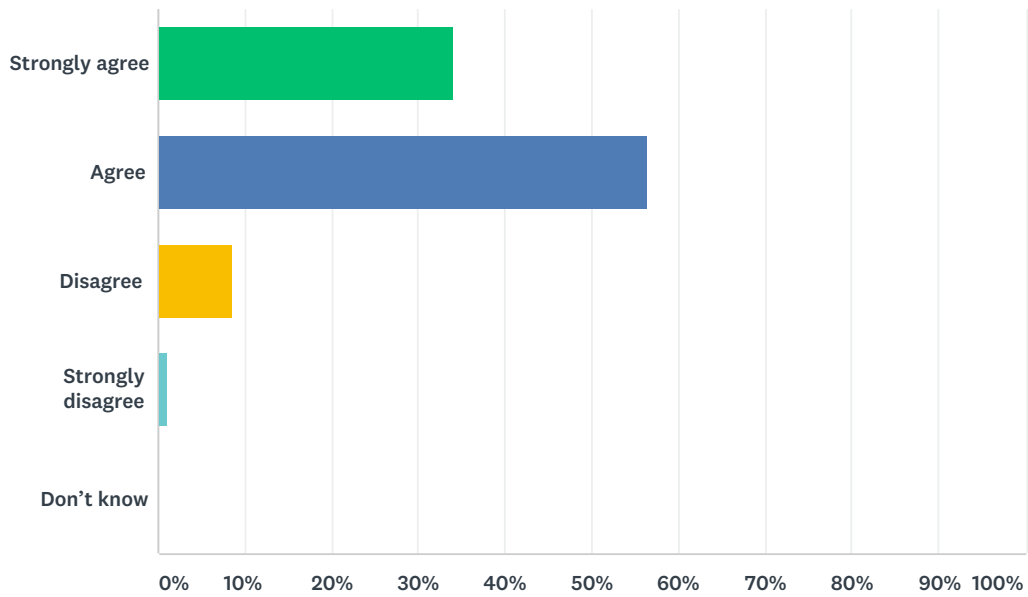
Answered: 94 Skipped: 13



ANSWER CHOICES	RESPONSES	
Strongly satisfied	22.34%	21
Satisfied	64.89%	61
Dissatisfied	2.13%	2
Strongly dissatisfied	3.19%	3
Don't know	7.45%	7
TOTAL		94

Q20 The school keeps me informed about my child's progress and achievement.

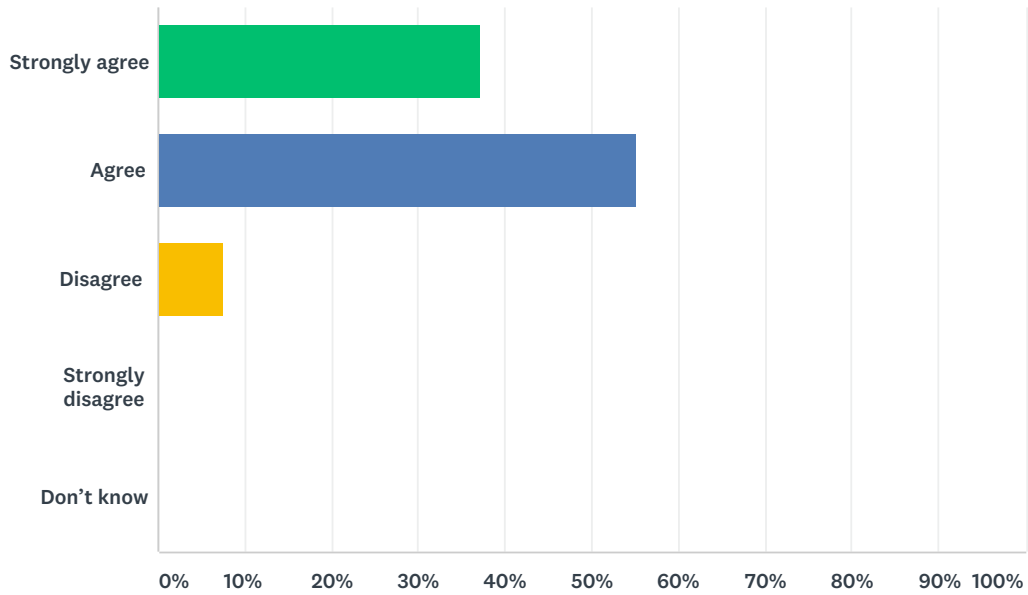
Answered: 94 Skipped: 13



ANSWER CHOICES	RESPONSES	
Strongly agree	34.04%	32
Agree	56.38%	53
Disagree	8.51%	8
Strongly disagree	1.06%	1
Don't know	0.00%	0
TOTAL		94

Q21 There is open and honest communication within my child's school.

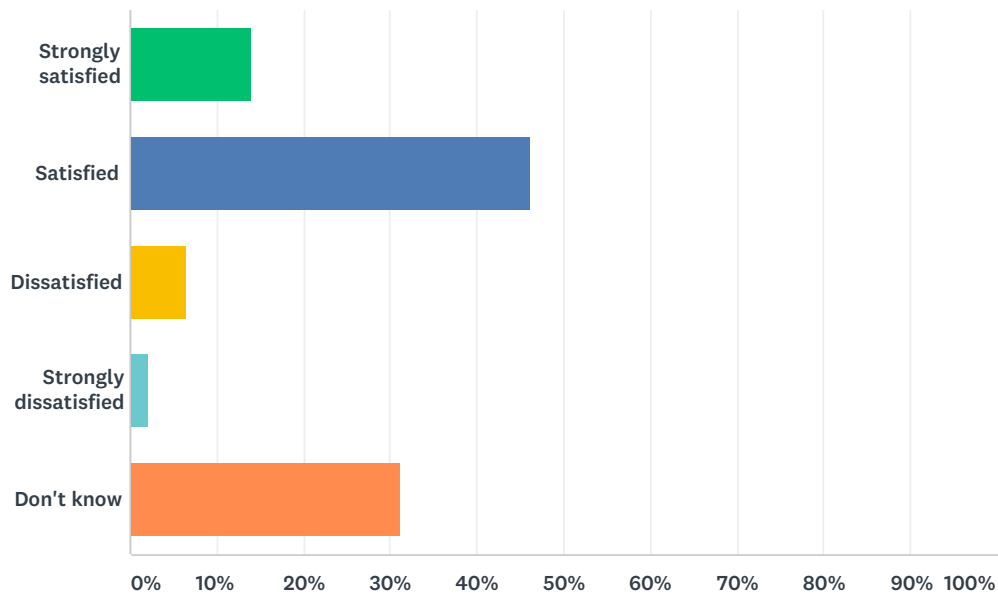
Answered: 94 Skipped: 13



ANSWER CHOICES	RESPONSES	
Strongly agree	37.23%	35
Agree	55.32%	52
Disagree	7.45%	7
Strongly disagree	0.00%	0
Don't know	0.00%	0
TOTAL		94

Q22 How satisfied are you with the community partnerships that may be established at your school? For example: Saffron, KEYS program, Green Certificate, lunch programs, after-school programs, RAP, Tools for School, Scratch Day, Entrepreneurial Adventure, scholarships/grants, etc.

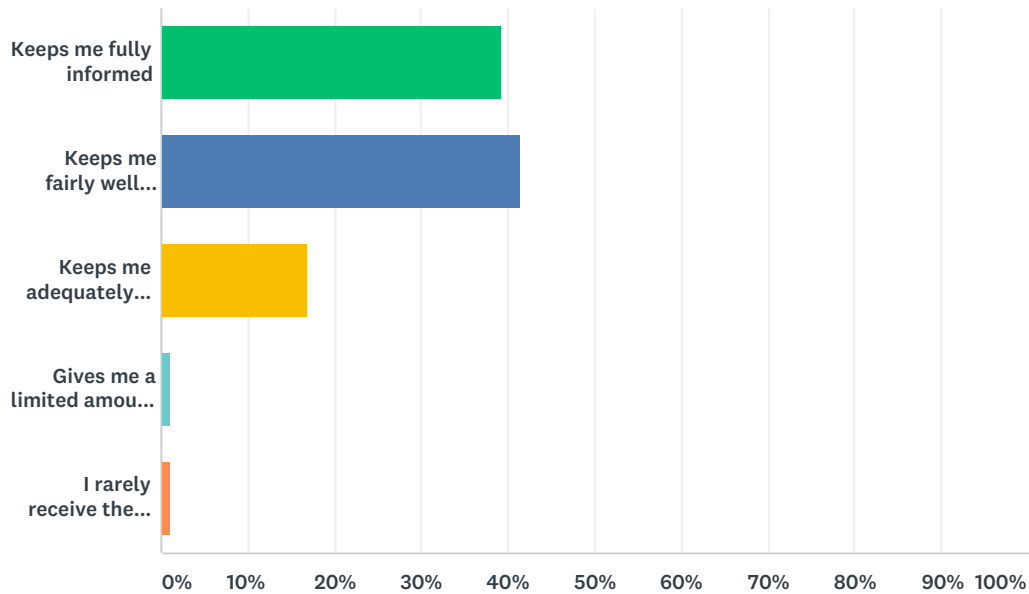
Answered: 93 Skipped: 14



ANSWER CHOICES	RESPONSES	
Strongly satisfied	13.98%	13
Satisfied	46.24%	43
Dissatisfied	6.45%	6
Strongly dissatisfied	2.15%	2
Don't know	31.18%	29
TOTAL		93

Q23 Elk Island Public Schools appreciates the opportunity to stay connected with parents about news, activities, programs and other matters of importance. What is your impression of the communication you receive from your child's school?

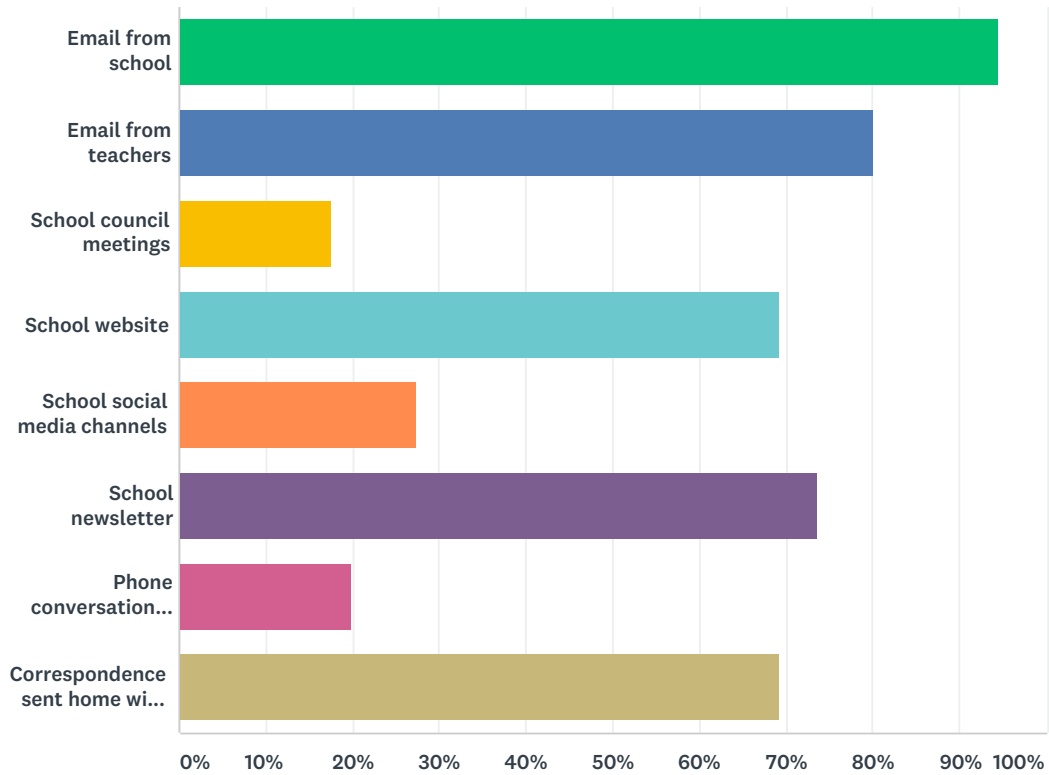
Answered: 94 Skipped: 13



ANSWER CHOICES	RESPONSES	
Keeps me fully informed	39.36%	37
Keeps me fairly well informed	41.49%	39
Keeps me adequately informed	17.02%	16
Gives me a limited amount of information	1.06%	1
I rarely receive the information I need	1.06%	1
TOTAL		94

Q24 Do you regularly make use of the following to keep up to date on school activities, programs, etc.? Check all that apply.

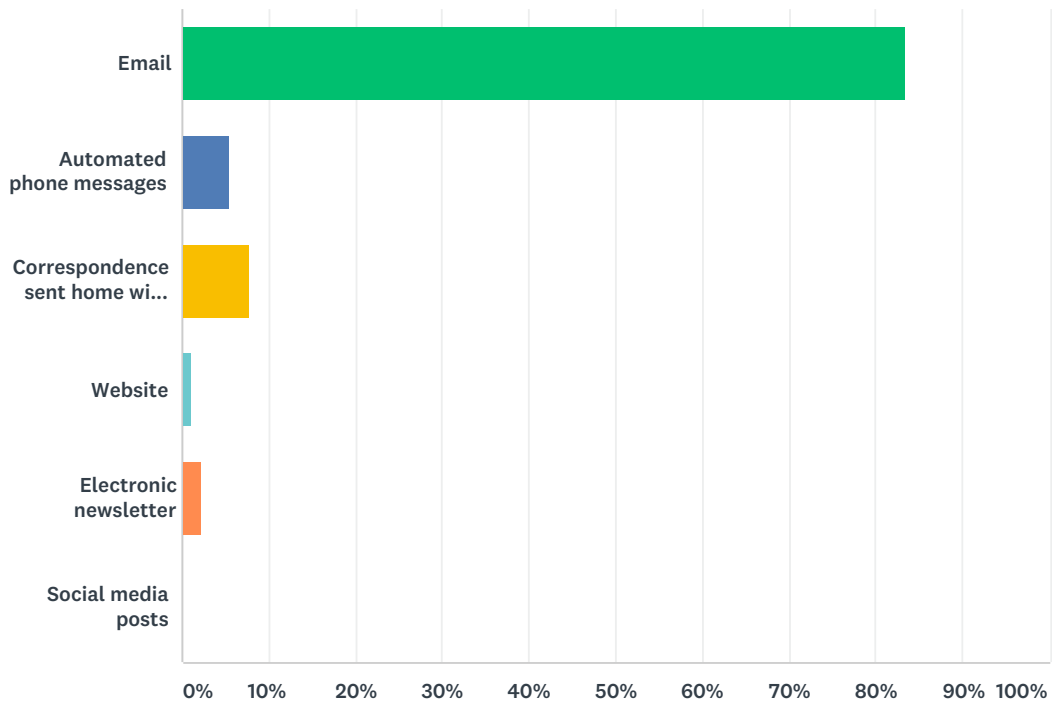
Answered: 91 Skipped: 16



ANSWER CHOICES	RESPONSES	
Email from school	94.51%	86
Email from teachers	80.22%	73
School council meetings	17.58%	16
School website	69.23%	63
School social media channels	27.47%	25
School newsletter	73.63%	67
Phone conversations with the school or teachers	19.78%	18
Correspondence sent home with your child	69.23%	63
Total Respondents: 91		

Q25 What is your most preferred method of communication from the school and Division?

Answered: 91 Skipped: 16

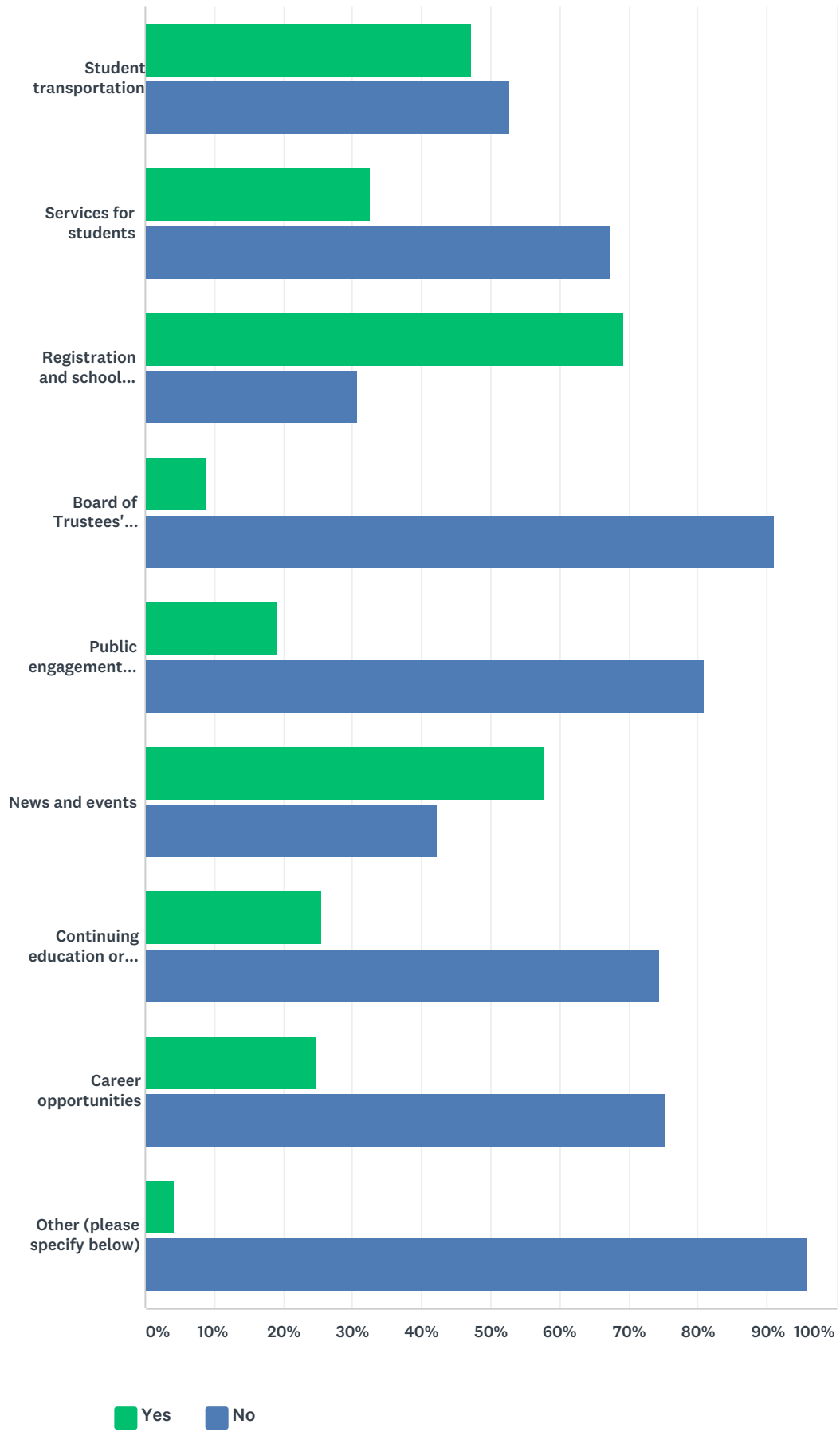


ANSWER CHOICES	RESPONSES	
Email	83.52%	76
Automated phone messages	5.49%	5
Correspondence sent home with your child	7.69%	7
Website	1.10%	1
Electronic newsletter	2.20%	2
Social media posts	0.00%	0
TOTAL		91

Q26 Do you visit the Division website (www.eips.ca) for information on:

Answered: 91 Skipped: 16

EIPS Parent Survey 2018-19



Yes No

YES	NO	TOTAL	WEIGHTED AVERAGE
-----	----	-------	------------------

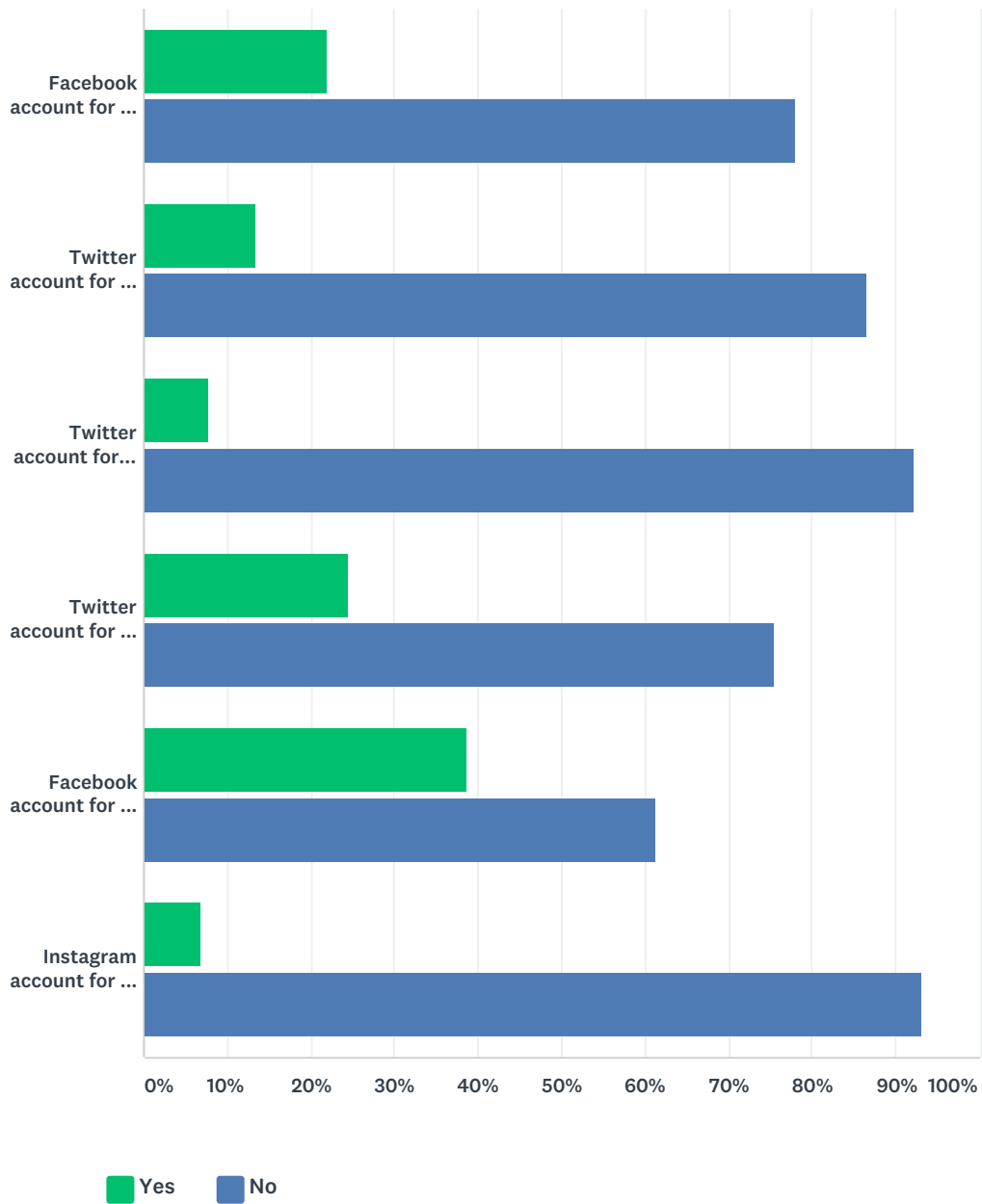
EIPS Parent Survey 2018-19

Student transportation	47.25% 43	52.75% 48	91	1.47
Services for students	32.58% 29	67.42% 60	89	1.33
Registration and school boundaries	69.23% 63	30.77% 28	91	1.69
Board of Trustees' meetings	8.99% 8	91.01% 81	89	1.09
Public engagement initiatives	19.10% 17	80.90% 72	89	1.19
News and events	57.78% 52	42.22% 38	90	1.58
Continuing education or summer courses	25.56% 23	74.44% 67	90	1.26
Career opportunities	24.72% 22	75.28% 67	89	1.25
Other (please specify below)	4.29% 3	95.71% 67	70	1.04

#	OTHER:	DATE
1	I use the southpointe webpage	3/20/2019 9:08 AM
2	division calendar	3/13/2019 9:50 AM

Q27 The Division and schools often share news and information on social media. Do you follow:

Answered: 91 Skipped: 16



	YES	NO	TOTAL	WEIGHTED AVERAGE
Facebook account for the Division (Facebook.com/ElkIslandPublicSchools)	21.98% 20	78.02% 71	91	1.22
Twitter account for the Division (@eips)	13.48% 12	86.52% 77	89	1.13
Twitter account for EIPS Student Transportation (@eipsST)	7.78% 7	92.22% 83	90	1.08
Twitter account for my child's school	24.44% 22	75.56% 68	90	1.24

EIPS Parent Survey 2018-19

Facebook account for my child's school, if applicable	38.64%	61.36%		
	34	54	88	1.39
<hr/>				
Instagram account for my child's school, if applicable	6.90%	93.10%		
	6	81	87	1.07