
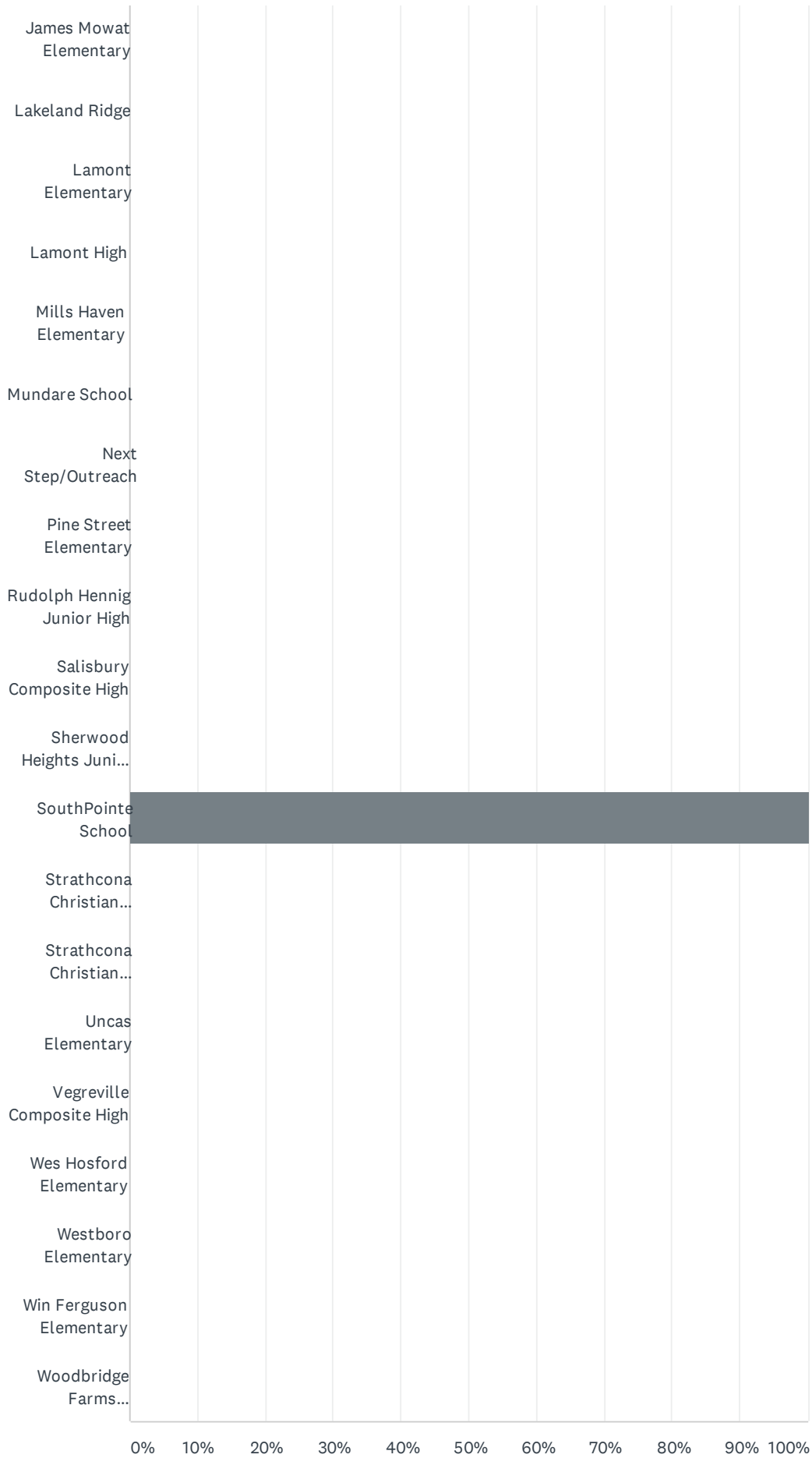


# Q1 What school does your child currently attend? For out-of-school learners, what is your child's home school?

Answered: 99 Skipped: 0



# EIPS Parent Survey 2020-21





EIPS Parent Survey 2020-21

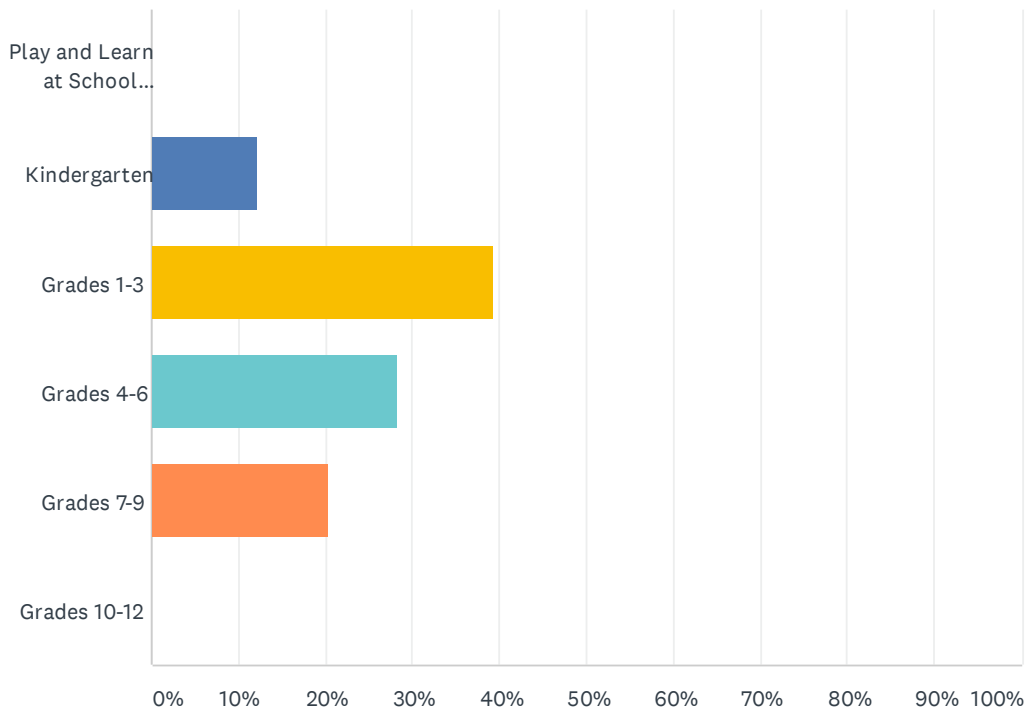
ANSWER CHOICES	RESPONSES	
A.L. Horton Elementary	0.00%	0
Andrew School	0.00%	0
Ardrossan Elementary	0.00%	0
Ardrossan Junior Senior High	0.00%	0
Bev Facey Community High	0.00%	0
Brentwood Elementary	0.00%	0
Bruderheim School	0.00%	0
Clover Bar Junior High	0.00%	0
Davidson Creek Elementary	0.00%	0
École Campbelltown	0.00%	0
École Parc Élémentaire	0.00%	0
F.R. Haythorne Junior High	0.00%	0
Fort Saskatchewan Christian	0.00%	0
Fort Saskatchewan Elementary	0.00%	0
Fort Saskatchewan High	0.00%	0
Fultonvale Elementary Junior High	0.00%	0
Glen Allan Elementary	0.00%	0
Heritage Hills Elementary	0.00%	0
James Mowat Elementary	0.00%	0
Lakeland Ridge	0.00%	0
Lamont Elementary	0.00%	0
Lamont High	0.00%	0
Mills Haven Elementary	0.00%	0
Mundare School	0.00%	0
Next Step/Outreach	0.00%	0
Pine Street Elementary	0.00%	0
Rudolph Hennig Junior High	0.00%	0
Salisbury Composite High	0.00%	0
Sherwood Heights Junior High	0.00%	0
SouthPointe School	100.00%	99
Strathcona Christian Academy Elementary	0.00%	0
Strathcona Christian Academy Secondary	0.00%	0
Uncas Elementary	0.00%	0

# EIPS Parent Survey 2020-21

Vegreville Composite High	0.00%	0
Wes Hosford Elementary	0.00%	0
Westboro Elementary	0.00%	0
Win Ferguson Elementary	0.00%	0
Woodbridge Farms Elementary	0.00%	0
<b>TOTAL</b>		<b>99</b>

## Q2 What grade is your child currently in?

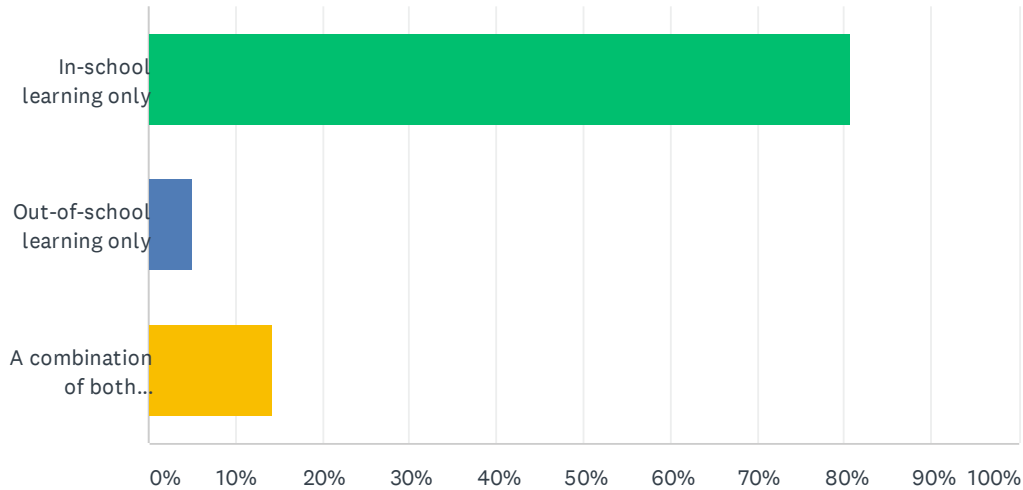
Answered: 99 Skipped: 0



ANSWER CHOICES	RESPONSES	
Play and Learn at School (PALS)	0.00%	0
Kindergarten	12.12%	12
Grades 1-3	39.39%	39
Grades 4-6	28.28%	28
Grades 7-9	20.20%	20
Grades 10-12	0.00%	0
<b>TOTAL</b>		<b>99</b>

Q3 A number of times this year, you could choose in-school or out-of-school learning for your child. What type of learning did you choose for you child this year?When answering this question, disregard the requirement to move to out-of-school learning when mandated by the Government of Alberta or if your child was required to temporarily self-isolate after being identified as a close contact of a confirmed case of COVID-19.

Answered: 99 Skipped: 0



ANSWER CHOICES	RESPONSES	
In-school learning only	80.81%	80
Out-of-school learning only	5.05%	5
A combination of both in-school and out-of-school learning	14.14%	14
TOTAL		99

## Q4 As a result of being in the Play and Learn at School (PALS) program, my child's demonstrating growth in their development.

Answered: 0 Skipped: 99

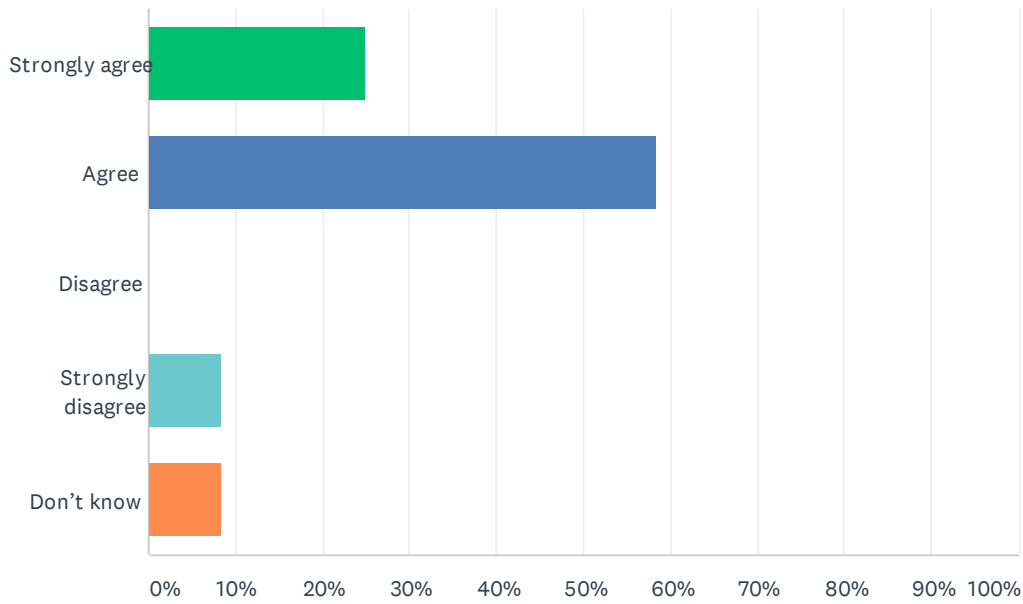
 No matching responses.

ANSWER CHOICES	RESPONSES
Strongly agree	0.00% 0
Agree	0.00% 0
Disagree	0.00% 0
Strongly disagree	0.00% 0
Don't know	0.00% 0
TOTAL	0



### Q5 As a result of being in the Kindergarten program, my child's becoming ready to enter Grade 1.

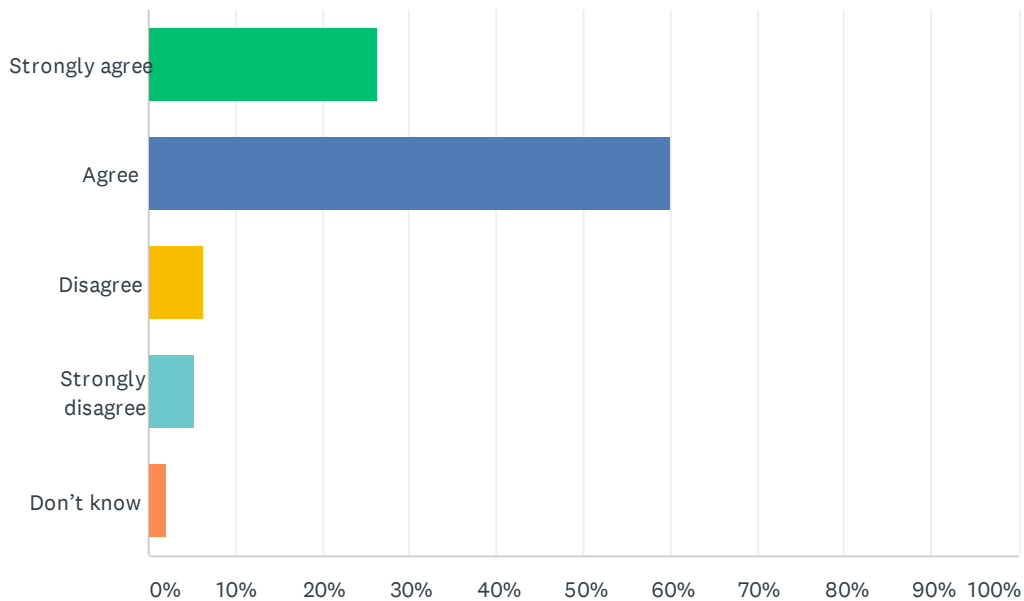
Answered: 12 Skipped: 87



ANSWER CHOICES	RESPONSES	
Strongly agree	25.00%	3
Agree	58.33%	7
Disagree	0.00%	0
Strongly disagree	8.33%	1
Don't know	8.33%	1
<b>TOTAL</b>		<b>12</b>

## Q6 My child's individual needs are met.

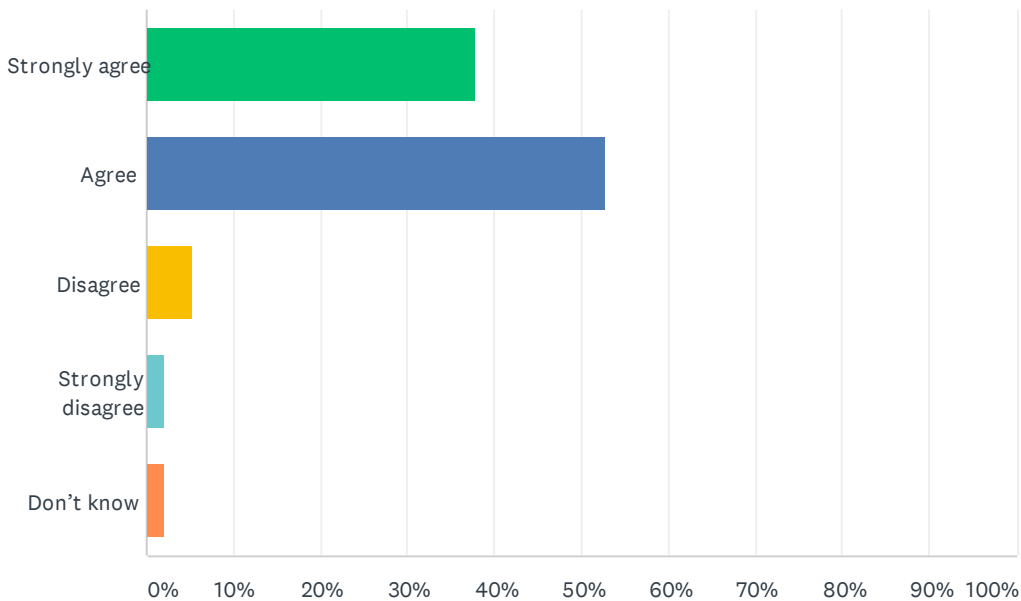
Answered: 95 Skipped: 4



ANSWER CHOICES	RESPONSES	
Strongly agree	26.32%	25
Agree	60.00%	57
Disagree	6.32%	6
Strongly disagree	5.26%	5
Don't know	2.11%	2
<b>TOTAL</b>		<b>95</b>

### Q7 My child's encouraged to do their best.

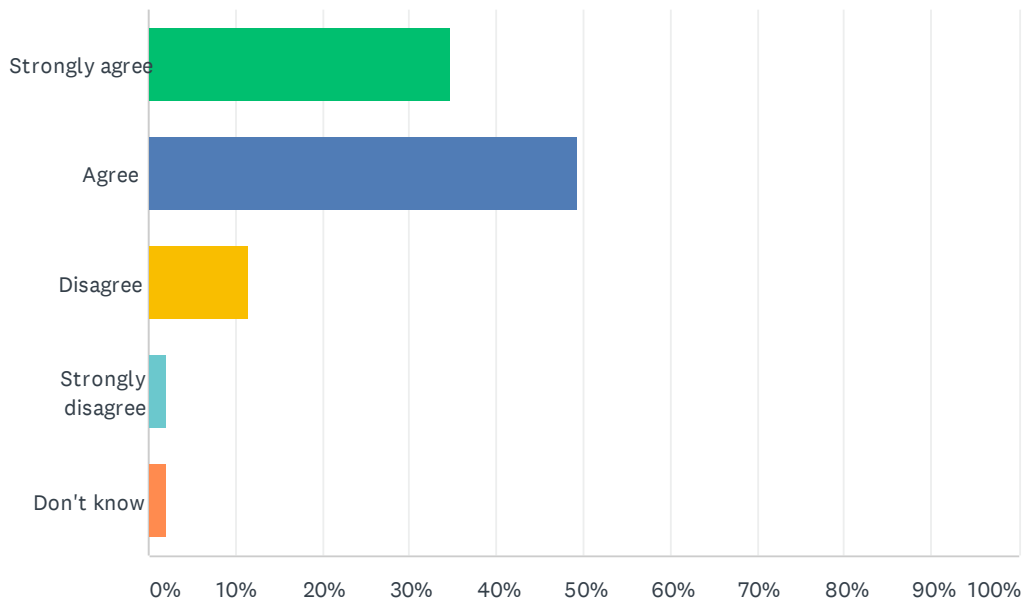
Answered: 95 Skipped: 4



ANSWER CHOICES	RESPONSES	
Strongly agree	37.89%	36
Agree	52.63%	50
Disagree	5.26%	5
Strongly disagree	2.11%	2
Don't know	2.11%	2
<b>TOTAL</b>		<b>95</b>

## Q8 My child's demonstrating growth in literacy.

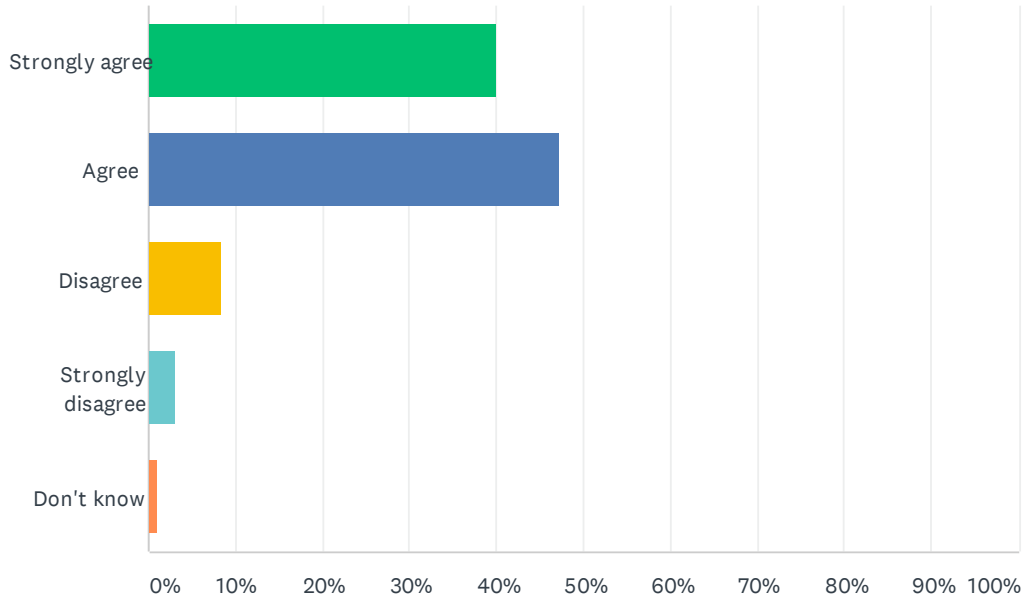
Answered: 95 Skipped: 4



ANSWER CHOICES	RESPONSES	
Strongly agree	34.74%	33
Agree	49.47%	47
Disagree	11.58%	11
Strongly disagree	2.11%	2
Don't know	2.11%	2
<b>TOTAL</b>		<b>95</b>

## Q9 My child's demonstrating growth in numeracy.

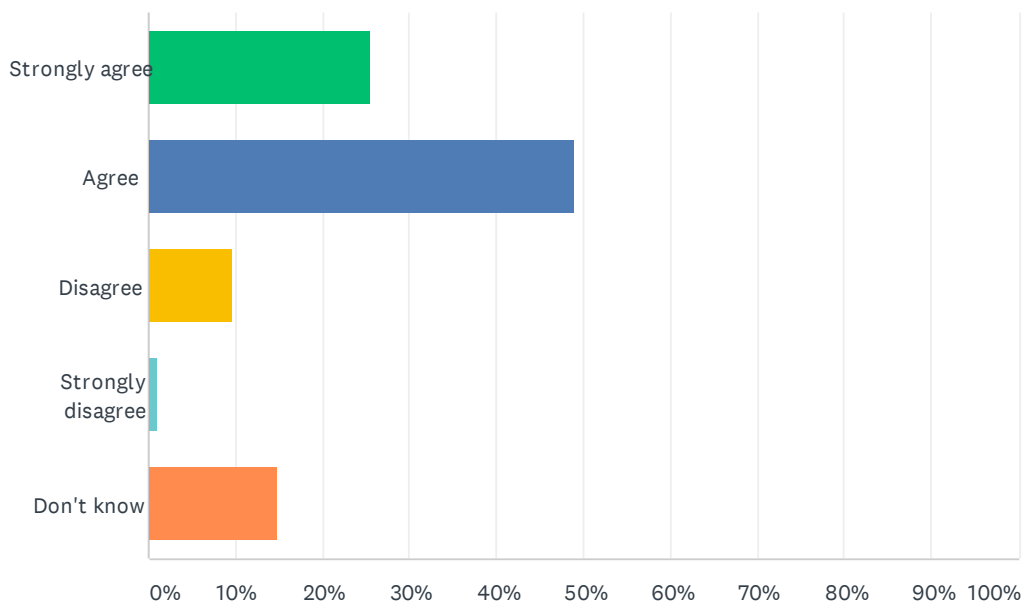
Answered: 95 Skipped: 4



ANSWER CHOICES	RESPONSES	
Strongly agree	40.00%	38
Agree	47.37%	45
Disagree	8.42%	8
Strongly disagree	3.16%	3
Don't know	1.05%	1
<b>TOTAL</b>		<b>95</b>

## Q10 My child has an understanding of First Nations, Métis and Inuit culture and history.

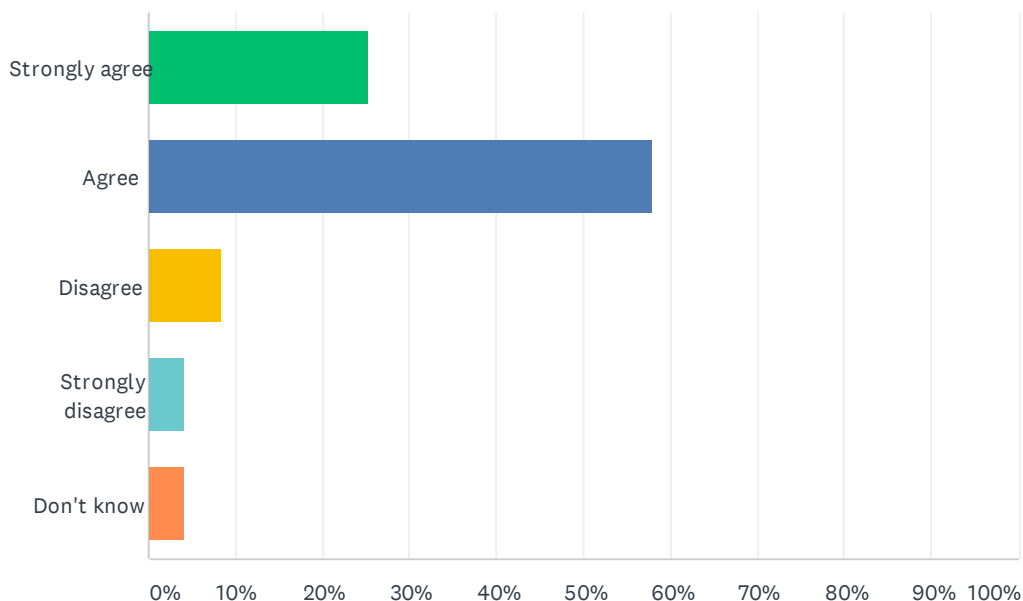
Answered: 94 Skipped: 5



ANSWER CHOICES	RESPONSES	
Strongly agree	25.53%	24
Agree	48.94%	46
Disagree	9.57%	9
Strongly disagree	1.06%	1
Don't know	14.89%	14
<b>TOTAL</b>		<b>94</b>

### Q11 My child's learning the knowledge, skills and attitudes necessary to be successful in life.

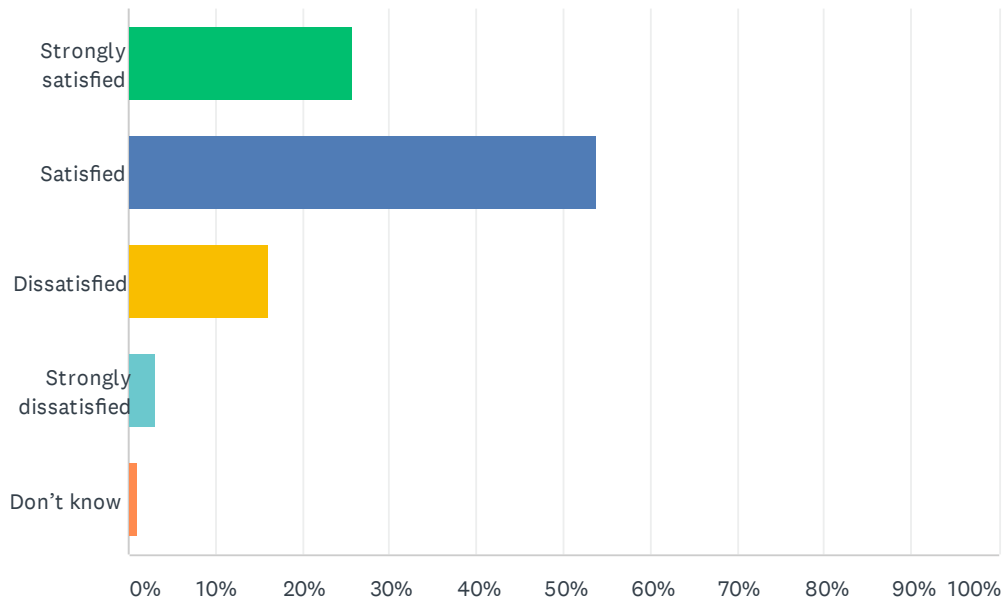
Answered: 95 Skipped: 4



ANSWER CHOICES	RESPONSES	
Strongly agree	25.26%	24
Agree	57.89%	55
Disagree	8.42%	8
Strongly disagree	4.21%	4
Don't know	4.21%	4
<b>TOTAL</b>		<b>95</b>

## Q12 How satisfied are you with the quality of education your child's receiving at school?

Answered: 93 Skipped: 6

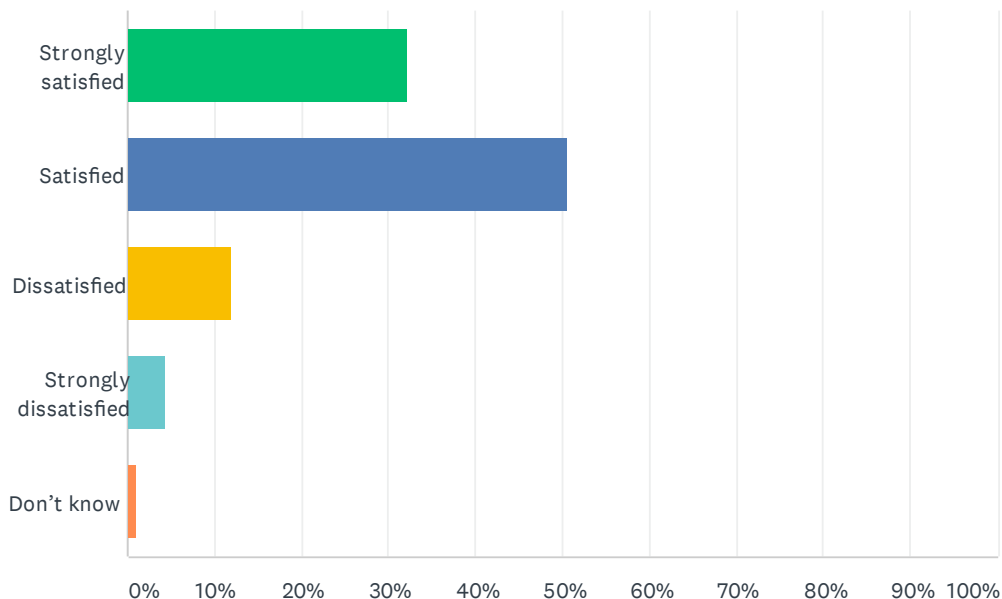


ANSWER CHOICES	RESPONSES	
Strongly satisfied	25.81%	24
Satisfied	53.76%	50
Dissatisfied	16.13%	15
Strongly dissatisfied	3.23%	3
Don't know	1.08%	1
<b>TOTAL</b>		<b>93</b>



### Q13 How satisfied are you with the quality of teaching at your child's school?

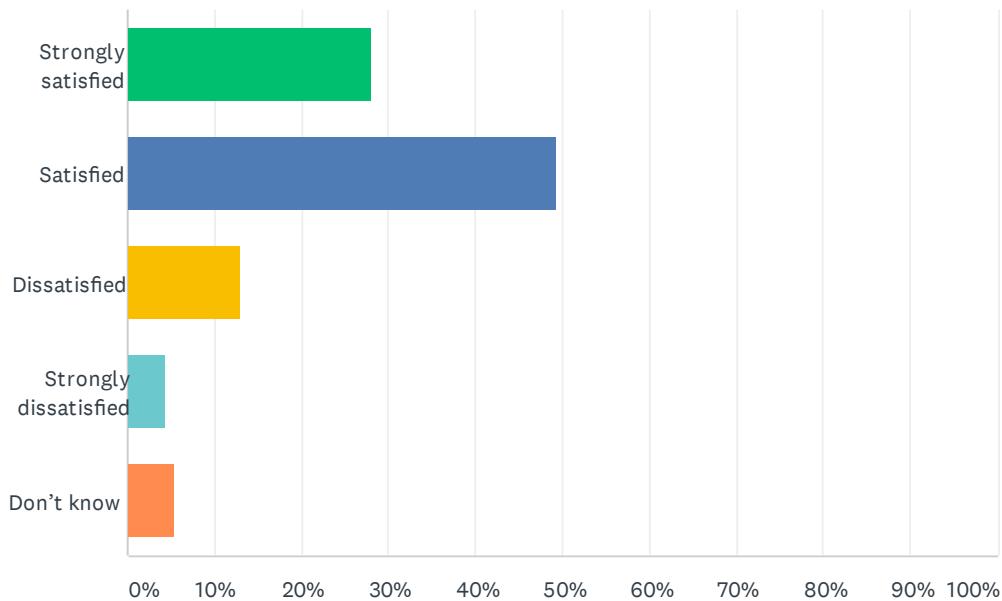
Answered: 93 Skipped: 6



ANSWER CHOICES	RESPONSES	
Strongly satisfied	32.26%	30
Satisfied	50.54%	47
Dissatisfied	11.83%	11
Strongly dissatisfied	4.30%	4
Don't know	1.08%	1
<b>TOTAL</b>		<b>93</b>

## Q14 How satisfied are you with the leadership at your child's school?

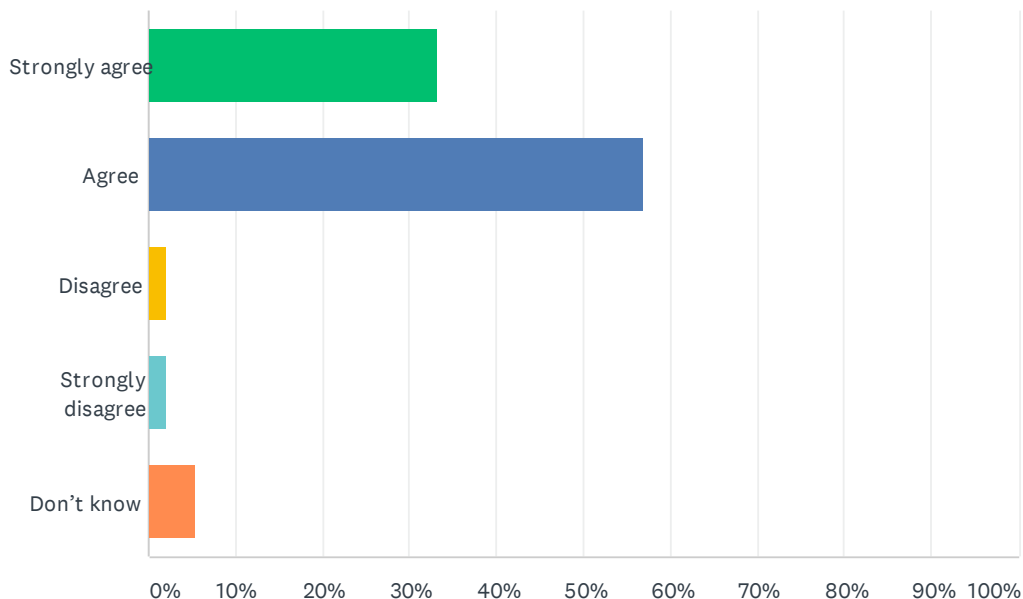
Answered: 93 Skipped: 6



ANSWER CHOICES	RESPONSES	
Strongly satisfied	27.96%	26
Satisfied	49.46%	46
Dissatisfied	12.90%	12
Strongly dissatisfied	4.30%	4
Don't know	5.38%	5
<b>TOTAL</b>		<b>93</b>

### Q15 My child’s school encourages my child to be a responsible, respectful and engaged citizen.

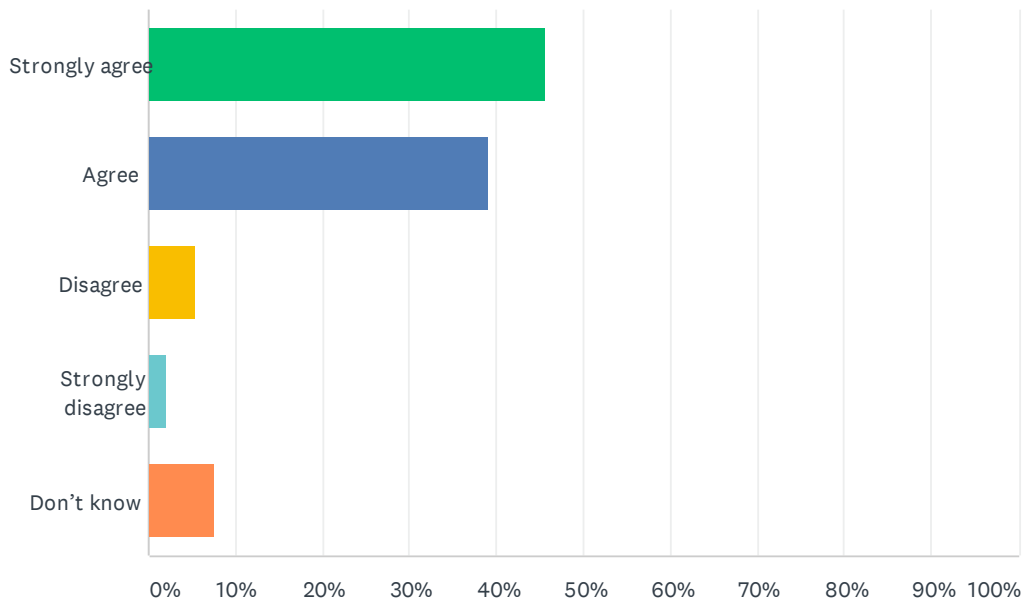
Answered: 93 Skipped: 6



ANSWER CHOICES	RESPONSES	
Strongly agree	33.33%	31
Agree	56.99%	53
Disagree	2.15%	2
Strongly disagree	2.15%	2
Don't know	5.38%	5
<b>TOTAL</b>		<b>93</b>

### Q16 School staff care about my child.

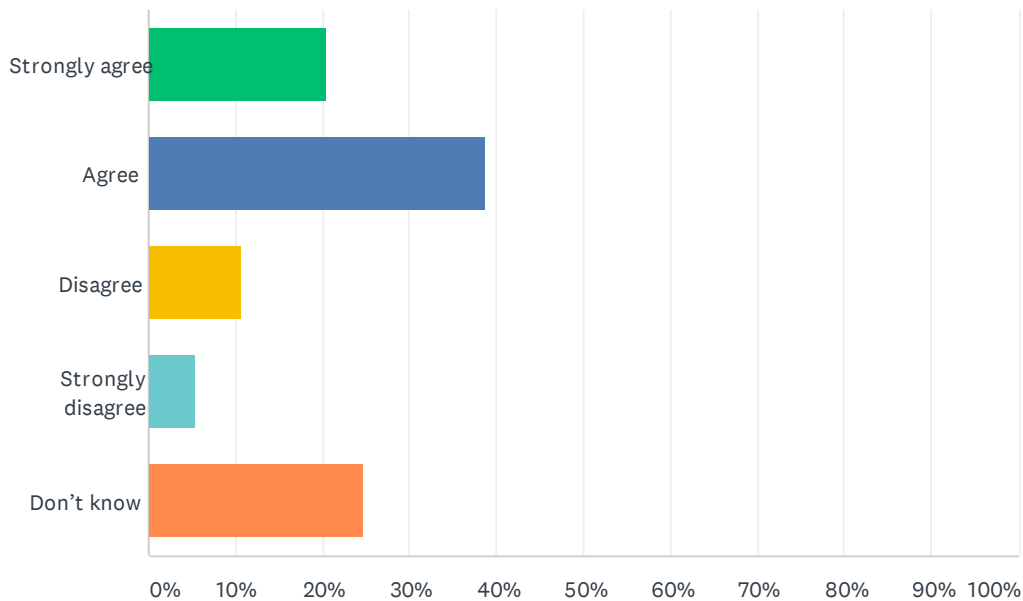
Answered: 92 Skipped: 7



ANSWER CHOICES	RESPONSES	
Strongly agree	45.65%	42
Agree	39.13%	36
Disagree	5.43%	5
Strongly disagree	2.17%	2
Don't know	7.61%	7
<b>TOTAL</b>		<b>92</b>

### Q17 My child's school handles discipline fairly and reasonably.

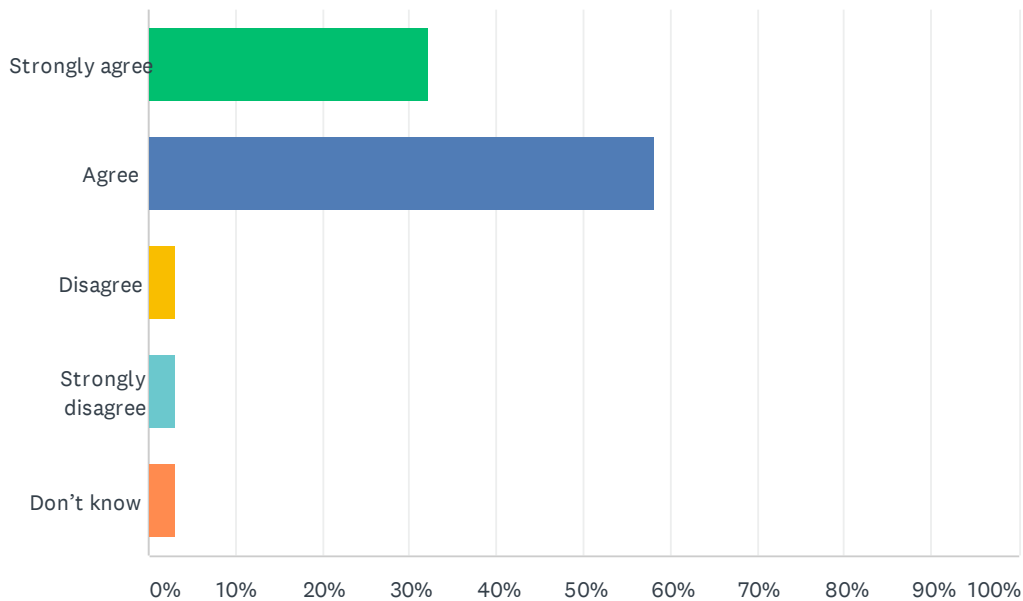
Answered: 93 Skipped: 6



ANSWER CHOICES	RESPONSES	
Strongly agree	20.43%	19
Agree	38.71%	36
Disagree	10.75%	10
Strongly disagree	5.38%	5
Don't know	24.73%	23
<b>TOTAL</b>		<b>93</b>

### Q18 My child's school is safe.

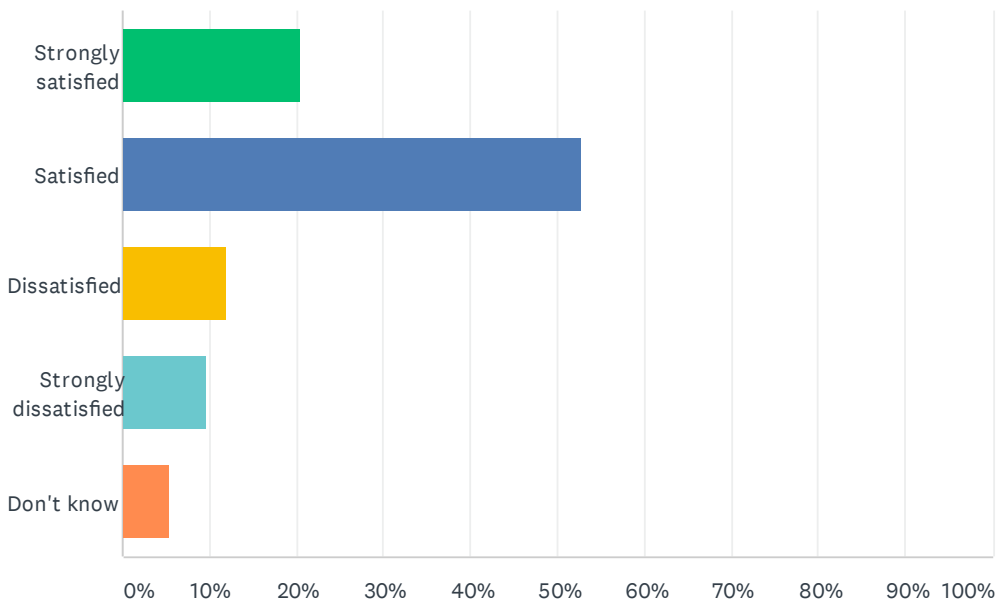
Answered: 93 Skipped: 6



ANSWER CHOICES	RESPONSES	
Strongly agree	32.26%	30
Agree	58.06%	54
Disagree	3.23%	3
Strongly disagree	3.23%	3
Don't know	3.23%	3
<b>TOTAL</b>		<b>93</b>

## Q19 How satisfied are you with the resources available to support your child's learning?

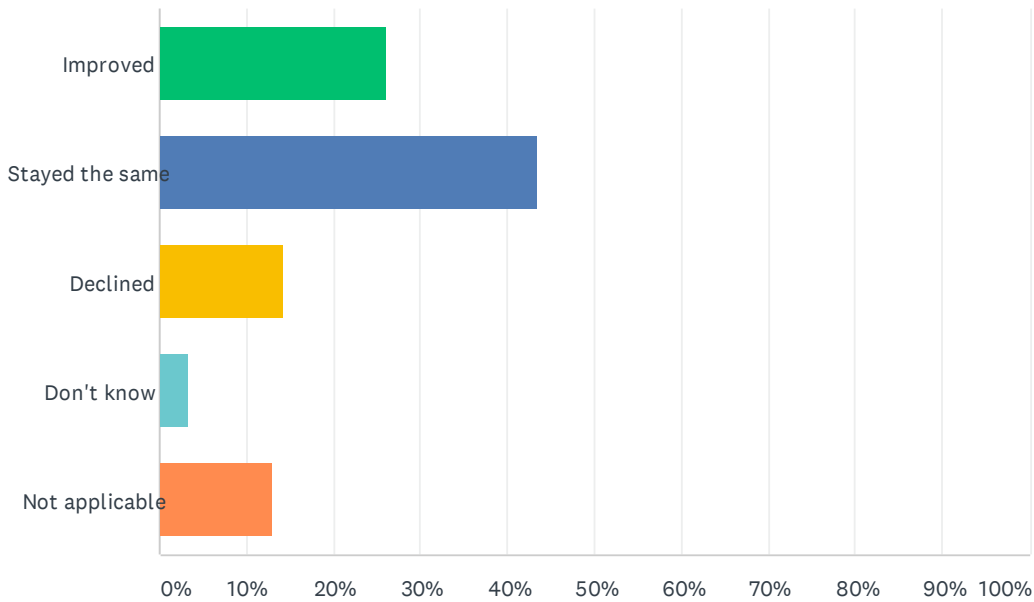
Answered: 93 Skipped: 6



ANSWER CHOICES	RESPONSES	
Strongly satisfied	20.43%	19
Satisfied	52.69%	49
Dissatisfied	11.83%	11
Strongly dissatisfied	9.68%	9
Don't know	5.38%	5
<b>TOTAL</b>		<b>93</b>

## Q20 In your opinion, has the quality of education your child experienced improved, stayed the same or declined in the past three years?

Answered: 92 Skipped: 7

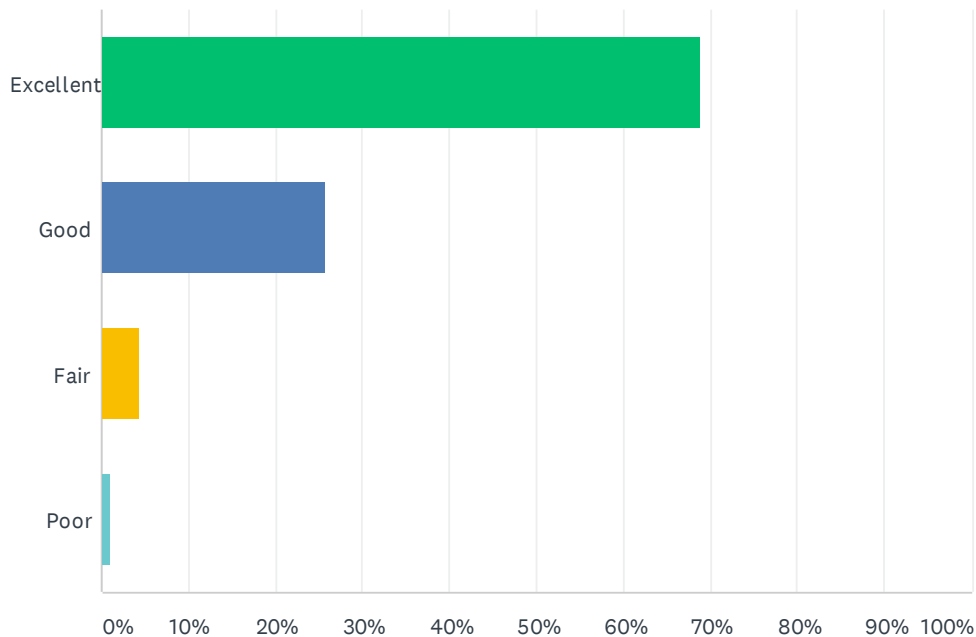


ANSWER CHOICES	RESPONSES	
Improved	26.09%	24
Stayed the same	43.48%	40
Declined	14.13%	13
Don't know	3.26%	3
Not applicable	13.04%	12
<b>TOTAL</b>		<b>92</b>



## Q21 How do you rate the physical condition of your child's school?

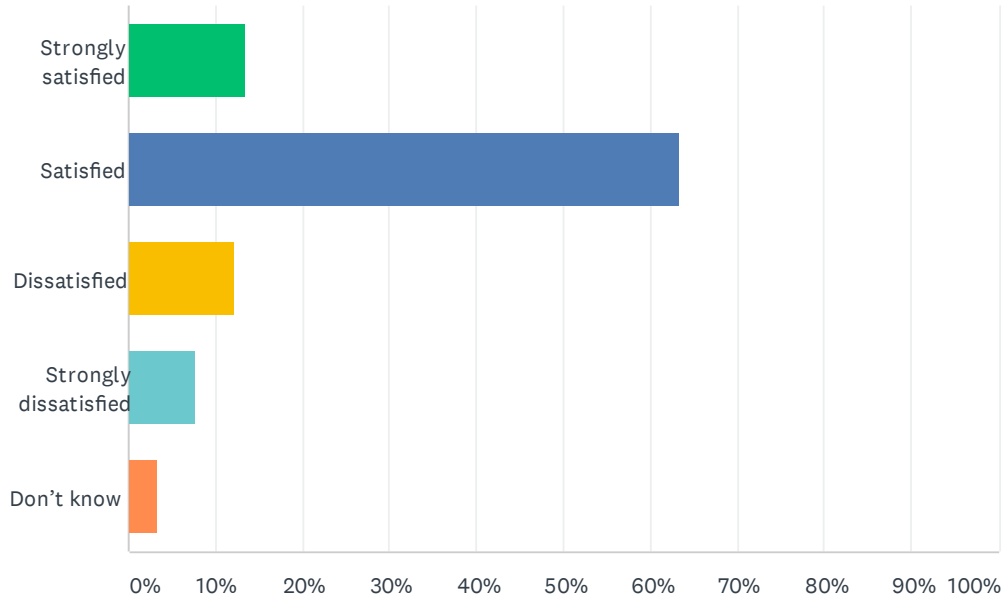
Answered: 93 Skipped: 6



ANSWER CHOICES	RESPONSES	
Excellent	68.82%	64
Good	25.81%	24
Fair	4.30%	4
Poor	1.08%	1
<b>TOTAL</b>		<b>93</b>

## Q22 How satisfied are you with the opportunities provided to be involved in your child's education?

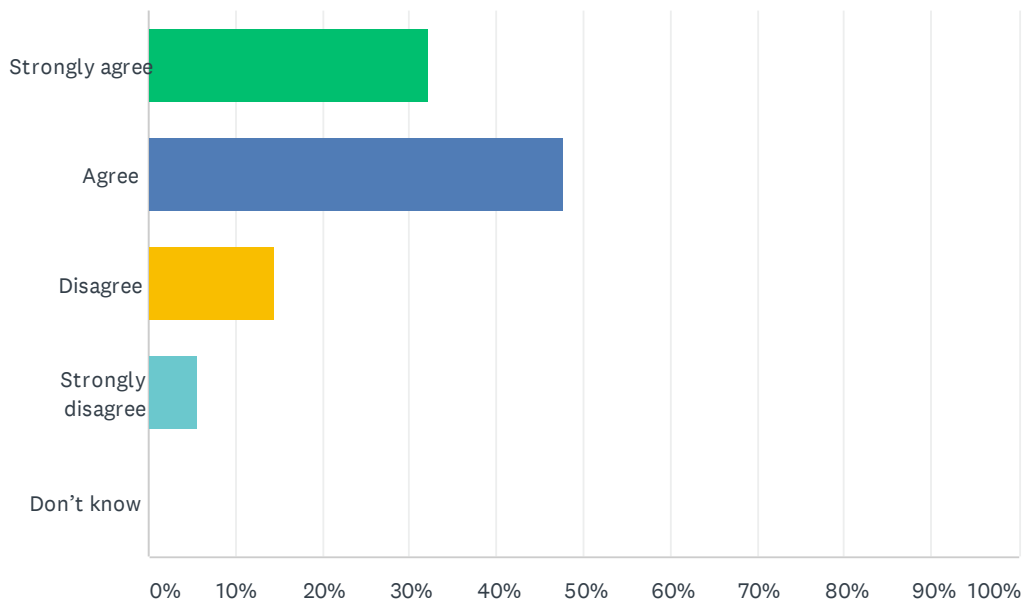
Answered: 90 Skipped: 9



ANSWER CHOICES	RESPONSES	
Strongly satisfied	13.33%	12
Satisfied	63.33%	57
Dissatisfied	12.22%	11
Strongly dissatisfied	7.78%	7
Don't know	3.33%	3
<b>TOTAL</b>		<b>90</b>

## Q23 The school keeps me informed about my child's progress and achievement.

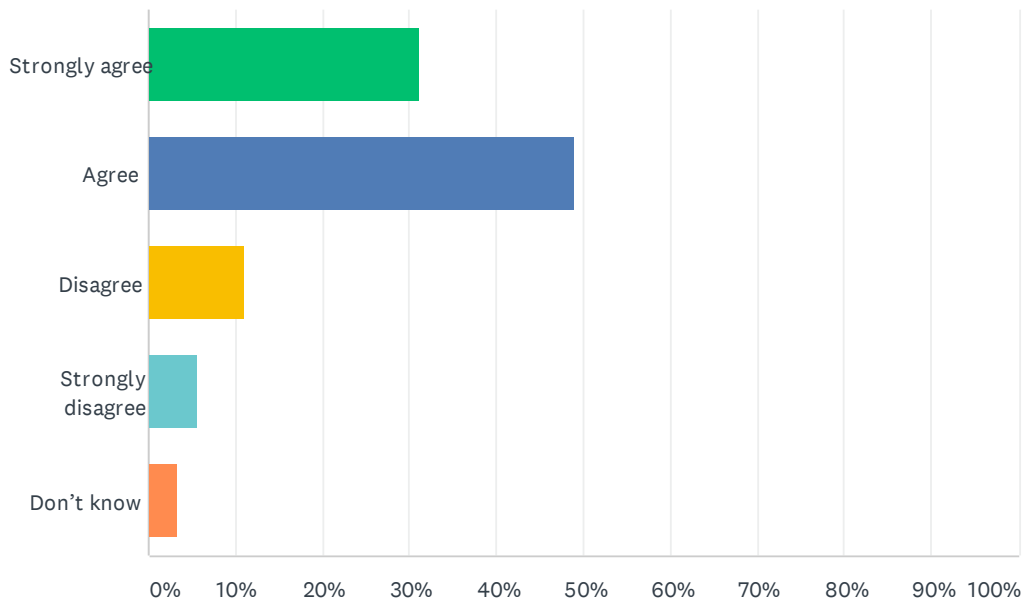
Answered: 90 Skipped: 9



ANSWER CHOICES	RESPONSES	
Strongly agree	32.22%	29
Agree	47.78%	43
Disagree	14.44%	13
Strongly disagree	5.56%	5
Don't know	0.00%	0
<b>TOTAL</b>		<b>90</b>

## Q24 There is open and honest communication within my child's school.

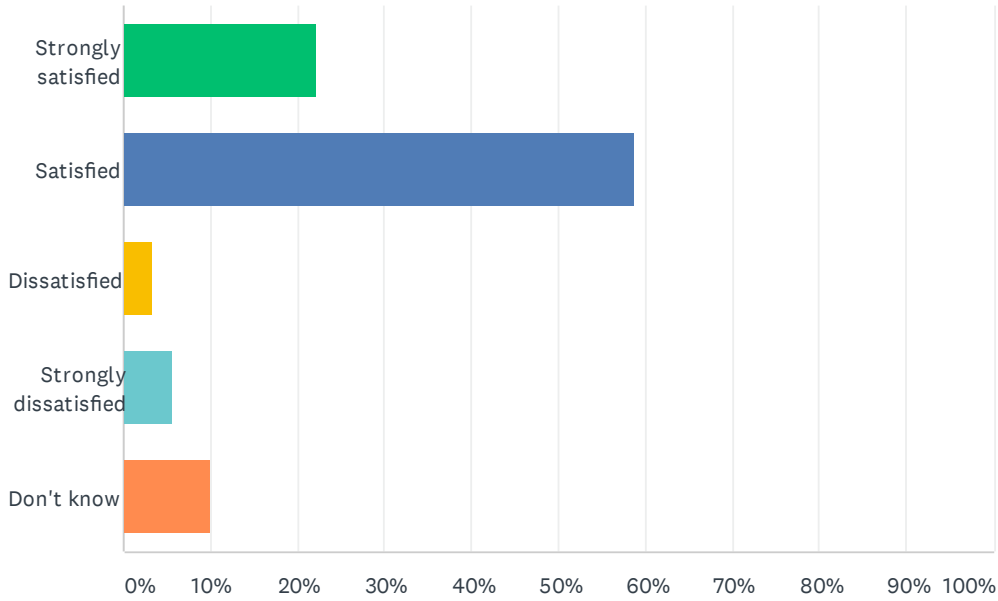
Answered: 90 Skipped: 9



ANSWER CHOICES	RESPONSES	
Strongly agree	31.11%	28
Agree	48.89%	44
Disagree	11.11%	10
Strongly disagree	5.56%	5
Don't know	3.33%	3
<b>TOTAL</b>		<b>90</b>

## Q25 How satisfied are you with the Division’s commitment to engaging families in matters that affect public education?

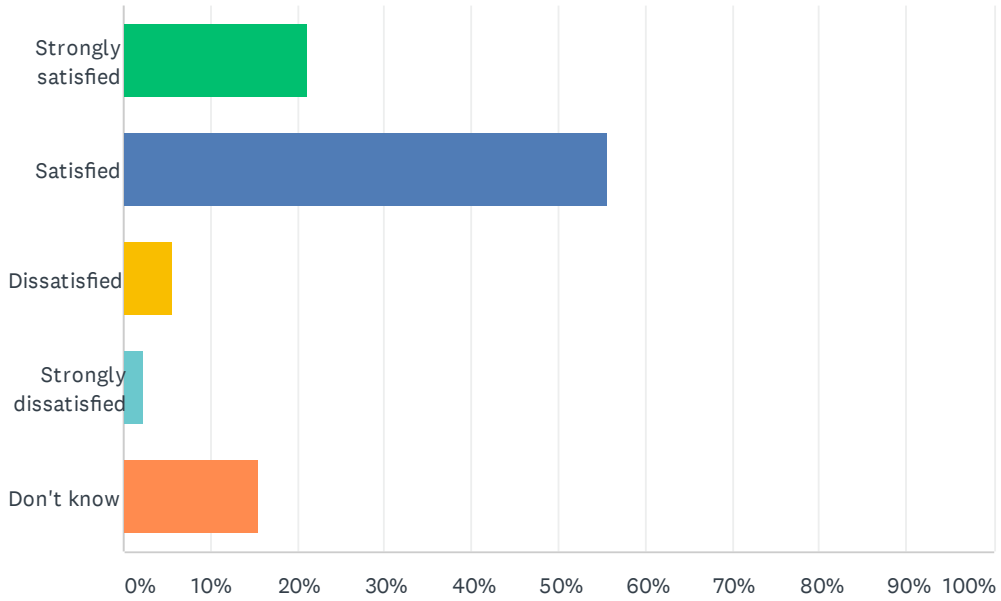
Answered: 90 Skipped: 9



ANSWER CHOICES	RESPONSES	
Strongly satisfied	22.22%	20
Satisfied	58.89%	53
Dissatisfied	3.33%	3
Strongly dissatisfied	5.56%	5
Don't know	10.00%	9
<b>TOTAL</b>		<b>90</b>

## Q26 How satisfied are you with the Division’s commitment to advocating for public education?

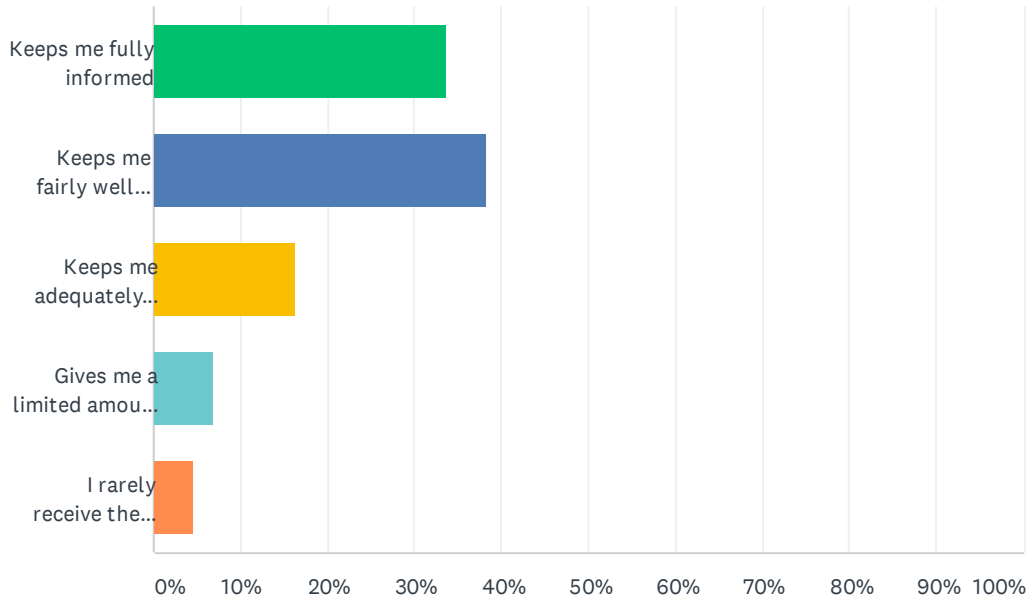
Answered: 90 Skipped: 9



ANSWER CHOICES	RESPONSES	
Strongly satisfied	21.11%	19
Satisfied	55.56%	50
Dissatisfied	5.56%	5
Strongly dissatisfied	2.22%	2
Don't know	15.56%	14
<b>TOTAL</b>		<b>90</b>

Q27 Elk Island Public Schools appreciates the opportunity to stay connected with parents about news, activities, programs and other matters of importance. What is your impression of the communication you receive from your child's school?

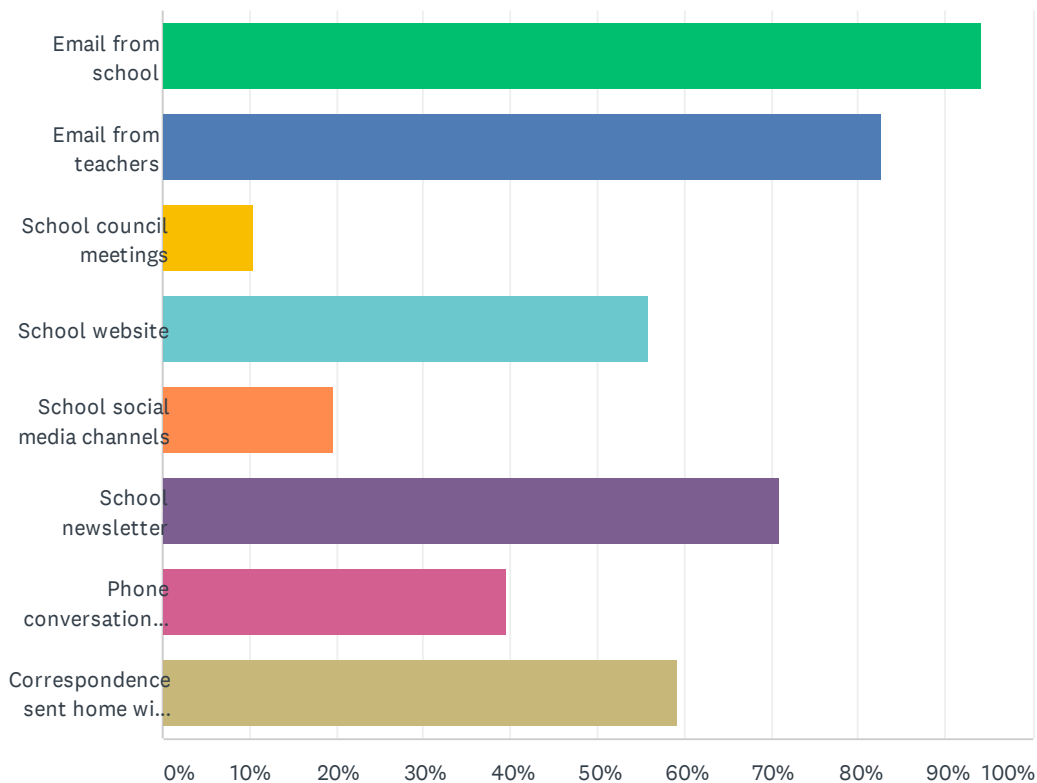
Answered: 86 Skipped: 13



ANSWER CHOICES	RESPONSES	
Keeps me fully informed	33.72%	29
Keeps me fairly well informed	38.37%	33
Keeps me adequately informed	16.28%	14
Gives me a limited amount of information	6.98%	6
I rarely receive the information I need	4.65%	4
<b>TOTAL</b>		<b>86</b>

### Q28 Do you regularly make use of the following to keep up to date on school activities, programs, etc.? Check all that apply.

Answered: 86 Skipped: 13

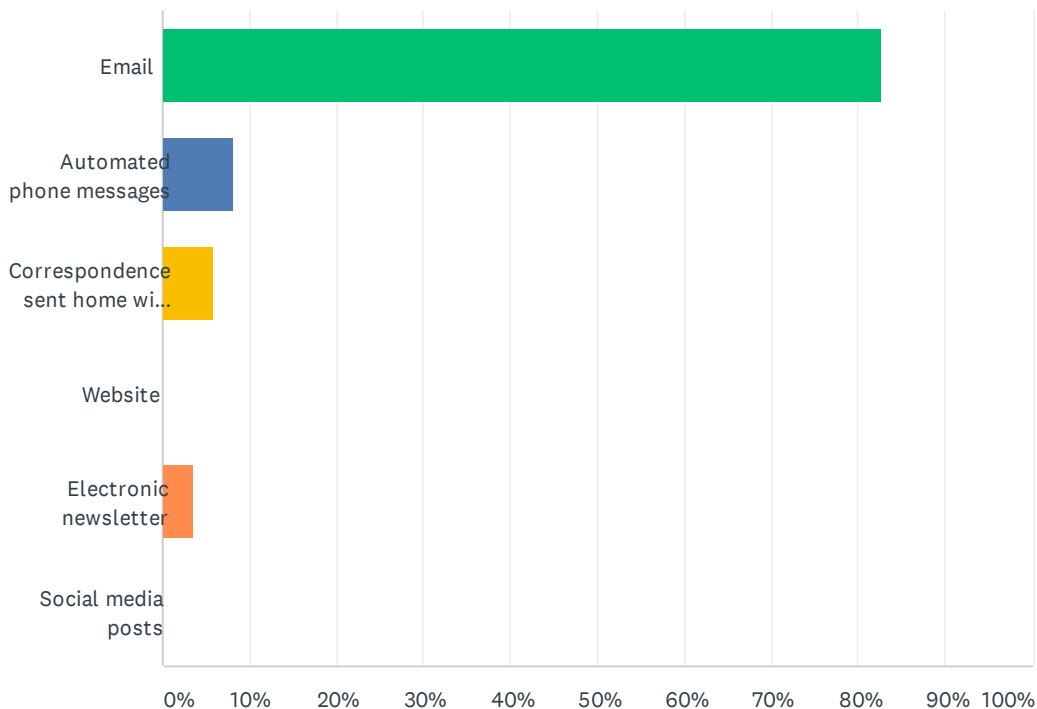


ANSWER CHOICES	RESPONSES	
Email from school	94.19%	81
Email from teachers	82.56%	71
School council meetings	10.47%	9
School website	55.81%	48
School social media channels	19.77%	17
School newsletter	70.93%	61
Phone conversations with the school or teachers	39.53%	34
Correspondence sent home with my child	59.30%	51
Total Respondents: 86		



## Q29 What is your most preferred method of communication from the school and Division?

Answered: 86 Skipped: 13



ANSWER CHOICES	RESPONSES	
Email	82.56%	71
Automated phone messages	8.14%	7
Correspondence sent home with my child	5.81%	5
Website	0.00%	0
Electronic newsletter	3.49%	3
Social media posts	0.00%	0
<b>TOTAL</b>		<b>86</b>

Q30 Do you visit the Division website ([www.eips.ca](http://www.eips.ca)) for information on:

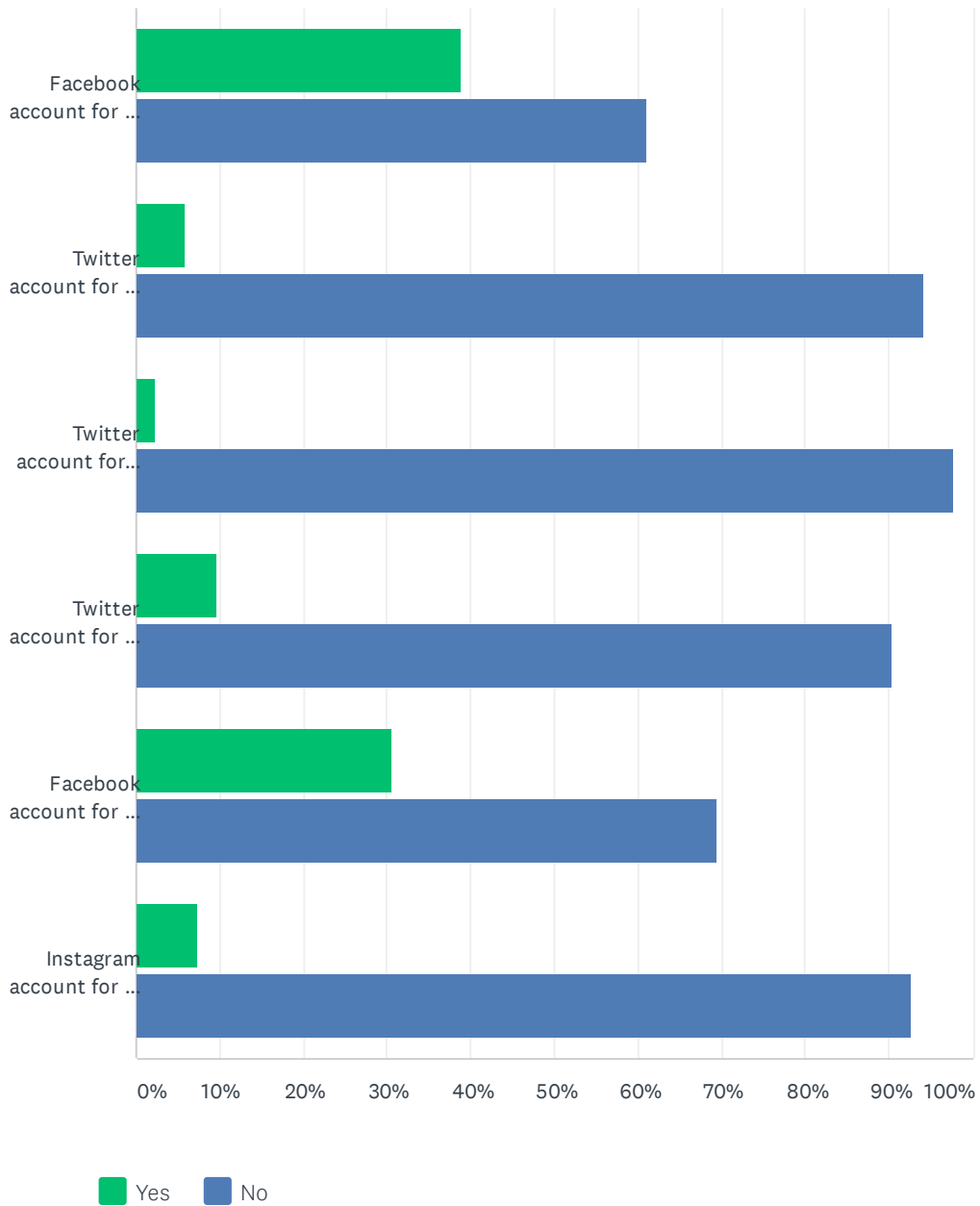
Answered: 84 Skipped: 15

**Editor's note:**

As Question #30 is only relevant at the Division level, responses have been omitted in the school-level data. As such, pages 35-36 have been excluded from this document.

### Q31 The Division and schools often share news and information on social media. Do you follow:

Answered: 85 Skipped: 14



EIPS Parent Survey 2020-21

	YES	NO	TOTAL	WEIGHTED AVERAGE
Facebook account for the Division (@ElkIslandPublicSchools)	38.82% 33	61.18% 52	85	1.39
Twitter account for the Division (@eips)	5.88% 5	94.12% 80	85	1.06
Twitter account for EIPS Student Transportation (@eipsST)	2.38% 2	97.62% 82	84	1.02
Twitter account for my child's school, if applicable	9.64% 8	90.36% 75	83	1.10
Facebook account for my child's school, if applicable	30.49% 25	69.51% 57	82	1.30
Instagram account for my child's school, if applicable	7.32% 6	92.68% 76	82	1.07