

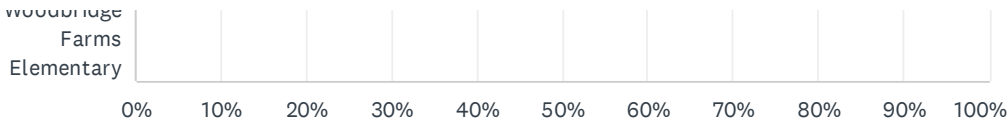
Q1 What school does your child currently attend?If you have more than one child attending an EIPS school or a child who attends classes at more than one EIPS school, complete this survey for each one.

Answered: 97 Skipped: 0

A.L. Horton Elementary									
Ardrossan Elementary									
Ardrossan Junior Senior High									
Bev Facey Community High									
Brentwood Elementary									
Bruderheim School									
Clover Bar Junior High									
Davidson Creek Elementary									
École Campbelltown									
École Parc Élémentaire									
F.R. Haythorne Junior High									
Fort Saskatchewan Christian									
Fort Saskatchewan Elementary									
Fort Saskatchewan High									
Fultonvale Elementary Junior High									
Glen Allan Elementary									
Heritage Hills Elementary									
James Mowat									

[illegible]

2024-25 EIPS Annual Feedback Survey: For Parents and Caregivers



2024-25 EIPS Annual Feedback Survey: For Parents and Caregivers

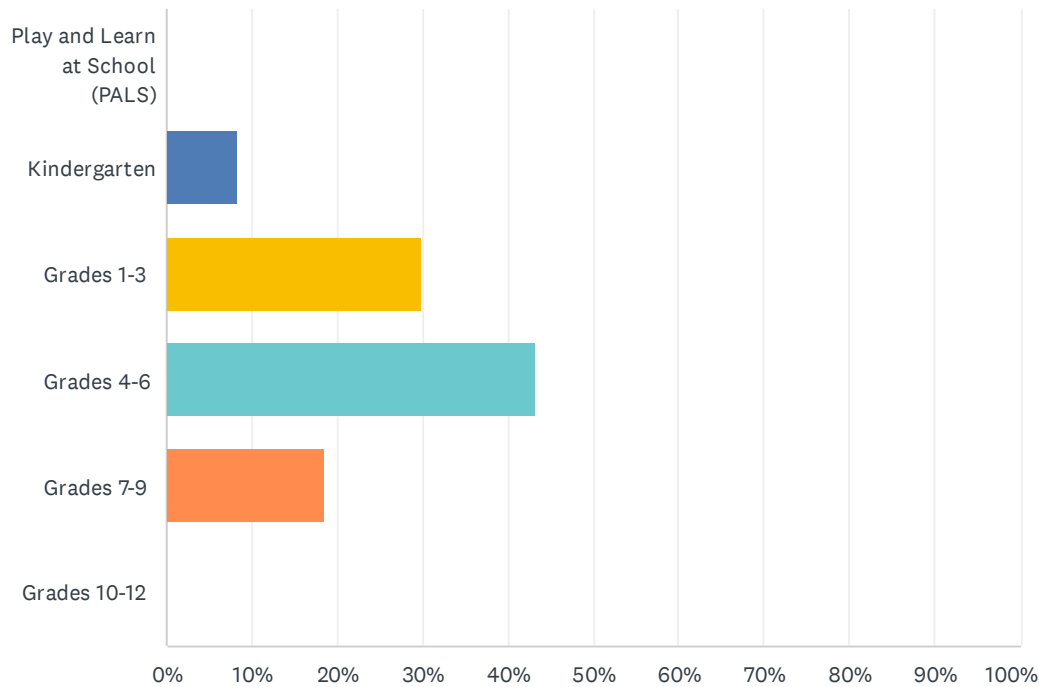
ANSWER CHOICES	RESPONSES	
A.L. Horton Elementary	0.00%	0
Ardrossan Elementary	0.00%	0
Ardrossan Junior Senior High	0.00%	0
Bev Facey Community High	0.00%	0
Brentwood Elementary	0.00%	0
Bruderheim School	0.00%	0
Clover Bar Junior High	0.00%	0
Davidson Creek Elementary	0.00%	0
École Campbelltown	0.00%	0
École Parc Élémentaire	0.00%	0
F.R. Haythorne Junior High	0.00%	0
Fort Saskatchewan Christian	0.00%	0
Fort Saskatchewan Elementary	0.00%	0
Fort Saskatchewan High	0.00%	0
Fultonvale Elementary Junior High	0.00%	0
Glen Allan Elementary	0.00%	0
Heritage Hills Elementary	0.00%	0
James Mowat Elementary	0.00%	0
Lakeland Ridge	0.00%	0
Lamont Elementary	0.00%	0
Lamont High	0.00%	0
Mills Haven Elementary	0.00%	0
Mundare School	0.00%	0
Next Step Fort Saskatchewan	0.00%	0
Next Step Sherwood Park	0.00%	0
Next Step Vegreville	0.00%	0
Pine Street Elementary	0.00%	0
Rudolph Hennig Junior High	0.00%	0
Salisbury Composite High	0.00%	0
Sherwood Heights Junior High	0.00%	0
SouthPointe School	100.00%	97
Strathcona Christian Academy Elementary	0.00%	0

2024-25 EIPS Annual Feedback Survey: For Parents and Caregivers

Strathcona Christian Academy Secondary	0.00%	0
Uncas Elementary	0.00%	0
Vegreville Composite High	0.00%	0
Wes Hosford Elementary	0.00%	0
Westboro Elementary	0.00%	0
Win Ferguson Elementary	0.00%	0
Woodbridge Farms Elementary	0.00%	0
TOTAL		97

Q2 What grade is your child currently in?

Answered: 97 Skipped: 0



ANSWER CHOICES	RESPONSES	
Play and Learn at School (PALS)	0.00%	0
Kindergarten	8.25%	8
Grades 1-3	29.90%	29
Grades 4-6	43.30%	42
Grades 7-9	18.56%	18
Grades 10-12	0.00%	0
TOTAL		97

Q3 As a result of being in the Play and Learn at School (PALS) program, my child’s demonstrating growth in their development.

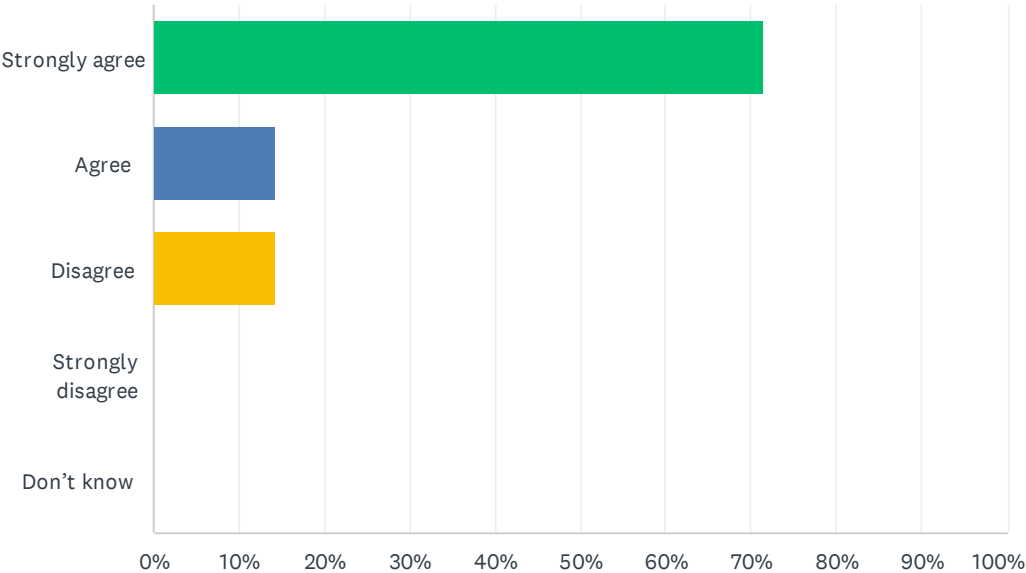
Answered: 0 Skipped: 97

 No matching responses.

ANSWER CHOICES	RESPONSES	
Strongly agree	0.00%	0
Agree	0.00%	0
Disagree	0.00%	0
Strongly disagree	0.00%	0
Don't know	0.00%	0
TOTAL		0

Q4 As a result of being in the kindergarten program, my child’s becoming ready to enter Grade 1.

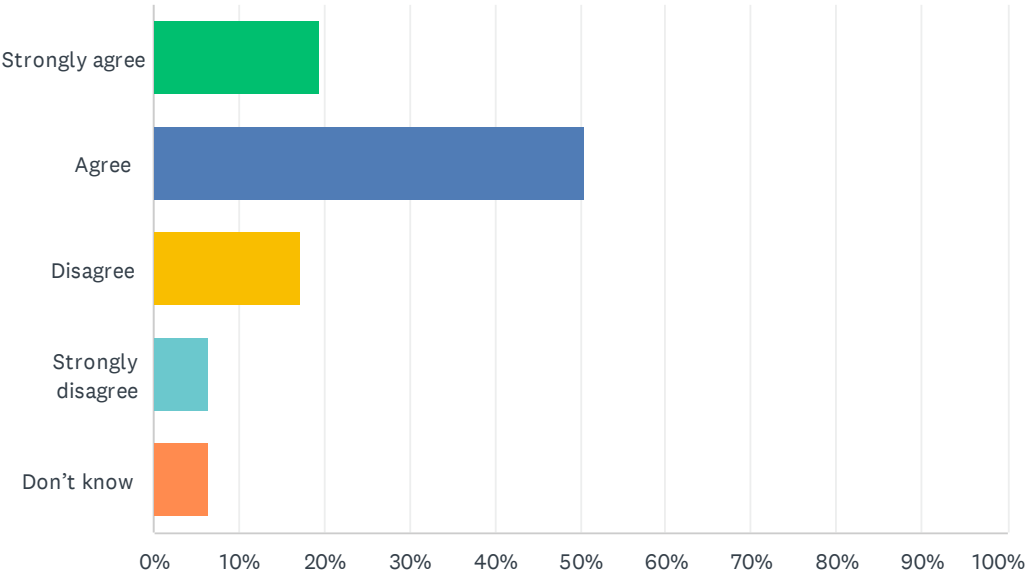
Answered: 7 Skipped: 90



ANSWER CHOICES	RESPONSES	
Strongly agree	71.43%	5
Agree	14.29%	1
Disagree	14.29%	1
Strongly disagree	0.00%	0
Don't know	0.00%	0
TOTAL		7

Q5 My child's individual needs are met.

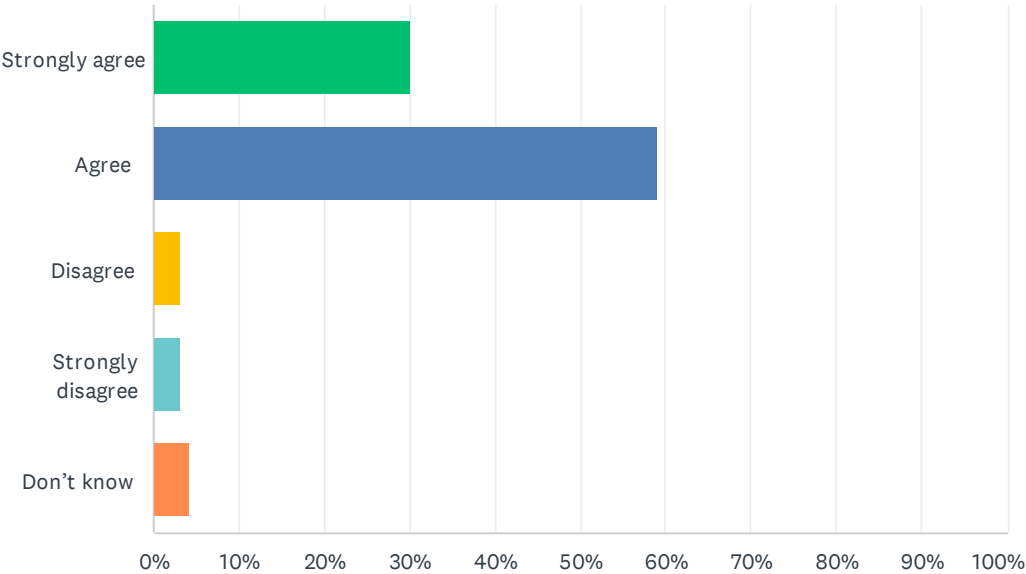
Answered: 93 Skipped: 4



ANSWER CHOICES	RESPONSES	
Strongly agree	19.35%	18
Agree	50.54%	47
Disagree	17.20%	16
Strongly disagree	6.45%	6
Don't know	6.45%	6
TOTAL		93

Q6 My child's encouraged to do their best.

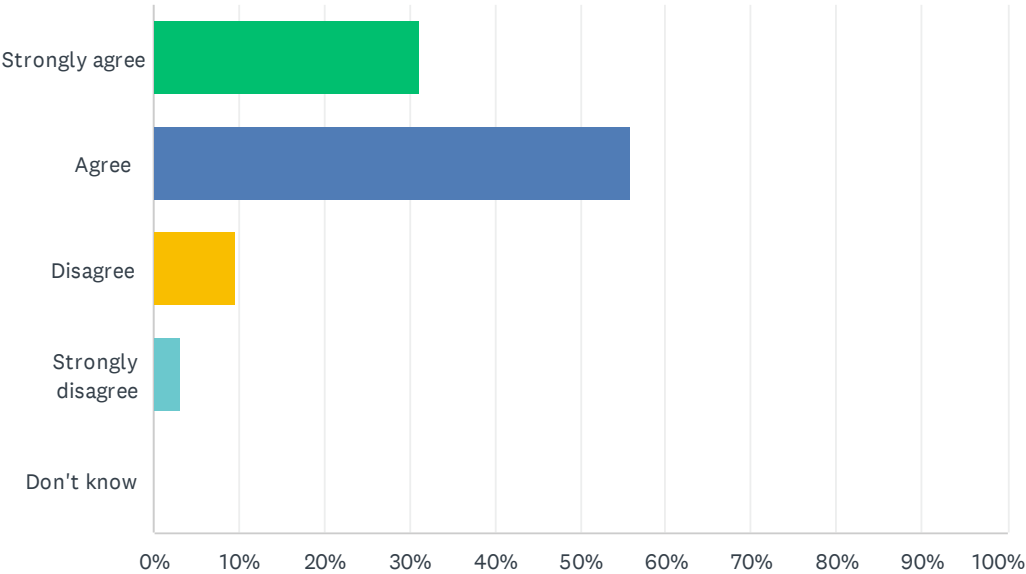
Answered: 93 Skipped: 4



ANSWER CHOICES	RESPONSES	
Strongly agree	30.11%	28
Agree	59.14%	55
Disagree	3.23%	3
Strongly disagree	3.23%	3
Don't know	4.30%	4
TOTAL		93

Q7 My child's demonstrating growth in literacy.

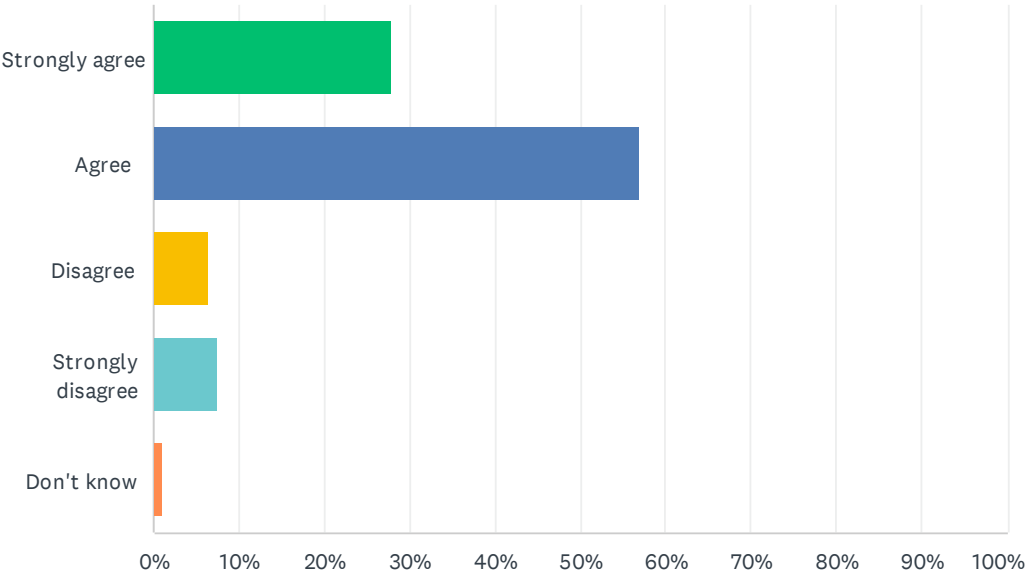
Answered: 93 Skipped: 4



ANSWER CHOICES	RESPONSES	
Strongly agree	31.18%	29
Agree	55.91%	52
Disagree	9.68%	9
Strongly disagree	3.23%	3
Don't know	0.00%	0
TOTAL		93

Q8 My child's demonstrating growth in numeracy.

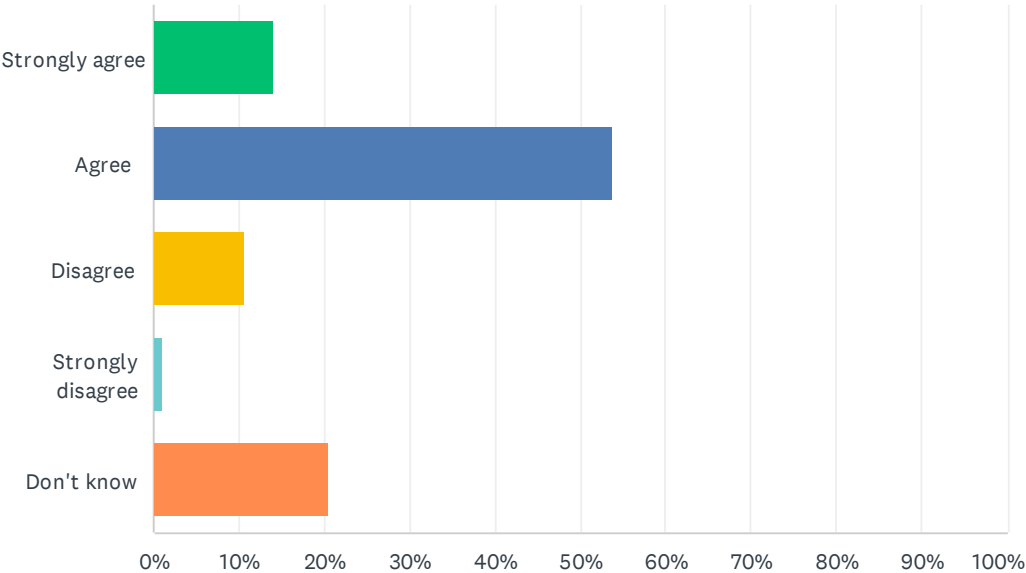
Answered: 93 Skipped: 4



ANSWER CHOICES	RESPONSES	
Strongly agree	27.96%	26
Agree	56.99%	53
Disagree	6.45%	6
Strongly disagree	7.53%	7
Don't know	1.08%	1
TOTAL		93

Q9 My child has an understanding of First Nations, Métis and Inuit culture and history.

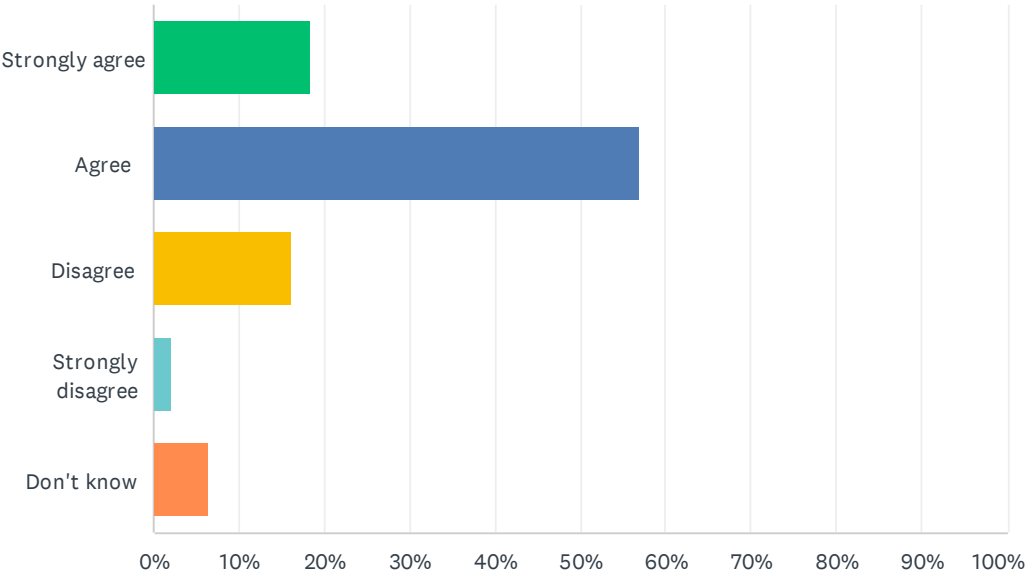
Answered: 93 Skipped: 4



ANSWER CHOICES	RESPONSES	
Strongly agree	13.98%	13
Agree	53.76%	50
Disagree	10.75%	10
Strongly disagree	1.08%	1
Don't know	20.43%	19
TOTAL		93

Q10 My child's learning the knowledge, skills and attitudes necessary to be successful in life.

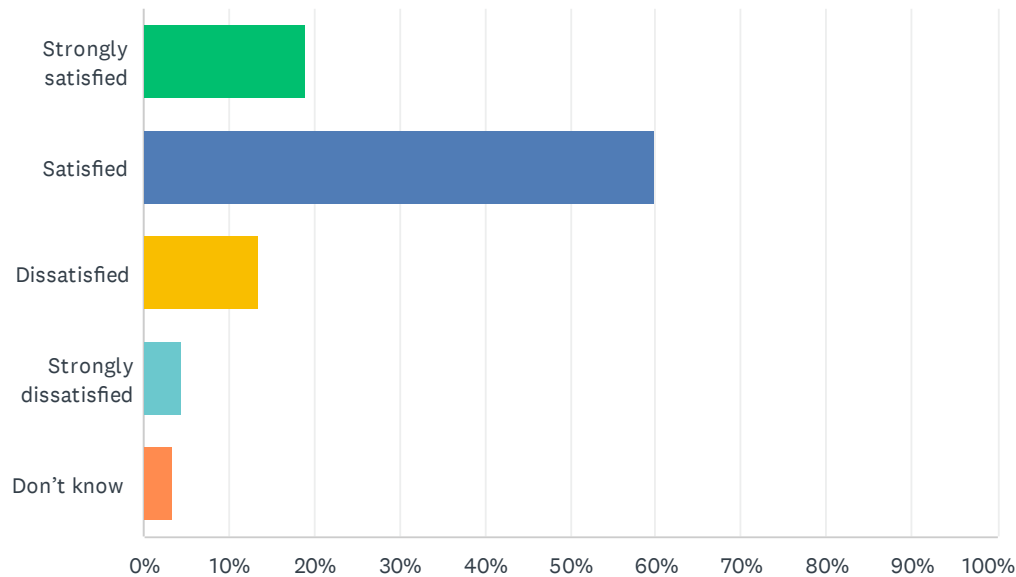
Answered: 93 Skipped: 4



ANSWER CHOICES	RESPONSES	
Strongly agree	18.28%	17
Agree	56.99%	53
Disagree	16.13%	15
Strongly disagree	2.15%	2
Don't know	6.45%	6
TOTAL		93

Q11 How satisfied are you with the quality of education your child's receiving at school?

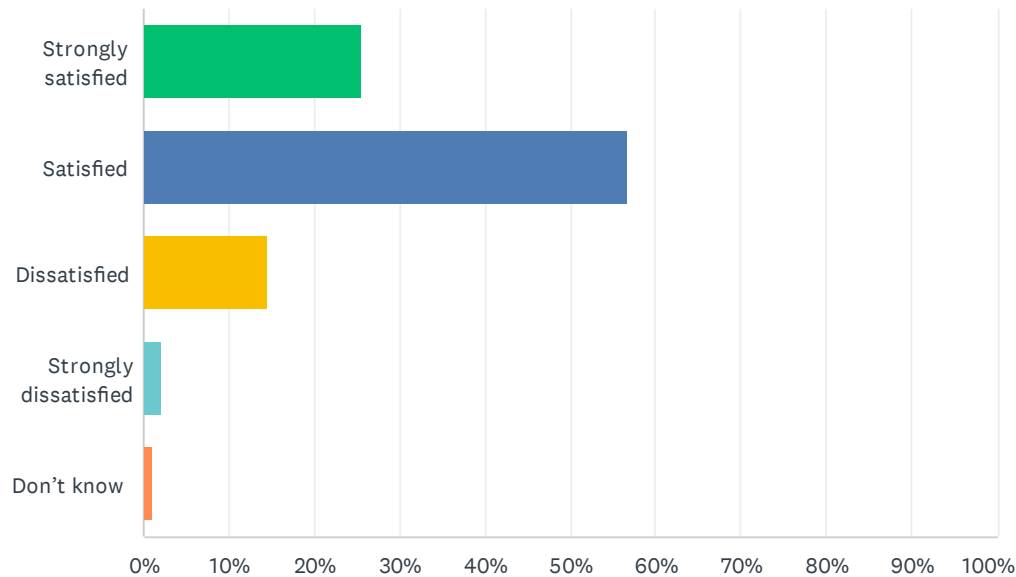
Answered: 90 Skipped: 7



ANSWER CHOICES	RESPONSES	
Strongly satisfied	18.89%	17
Satisfied	60.00%	54
Dissatisfied	13.33%	12
Strongly dissatisfied	4.44%	4
Don't know	3.33%	3
TOTAL		90

Q12 How satisfied are you with the quality of teaching at your child’s school?

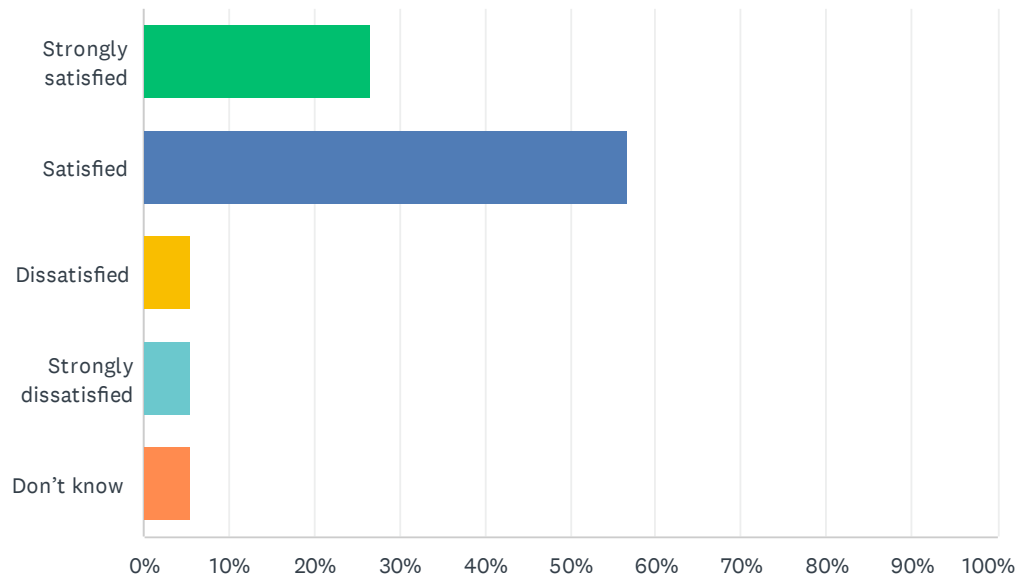
Answered: 90 Skipped: 7



ANSWER CHOICES	RESPONSES	
Strongly satisfied	25.56%	23
Satisfied	56.67%	51
Dissatisfied	14.44%	13
Strongly dissatisfied	2.22%	2
Don't know	1.11%	1
TOTAL		90

Q13 How satisfied are you with the leadership at your child's school?

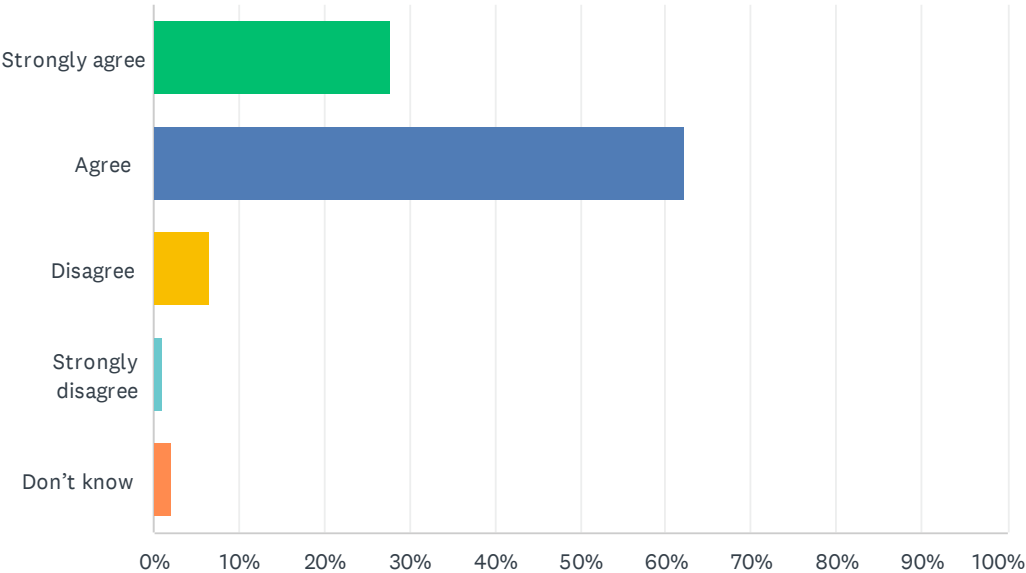
Answered: 90 Skipped: 7



ANSWER CHOICES	RESPONSES	
Strongly satisfied	26.67%	24
Satisfied	56.67%	51
Dissatisfied	5.56%	5
Strongly dissatisfied	5.56%	5
Don't know	5.56%	5
TOTAL		90

Q14 My child’s school encourages my child to be a responsible, respectful and engaged citizen.

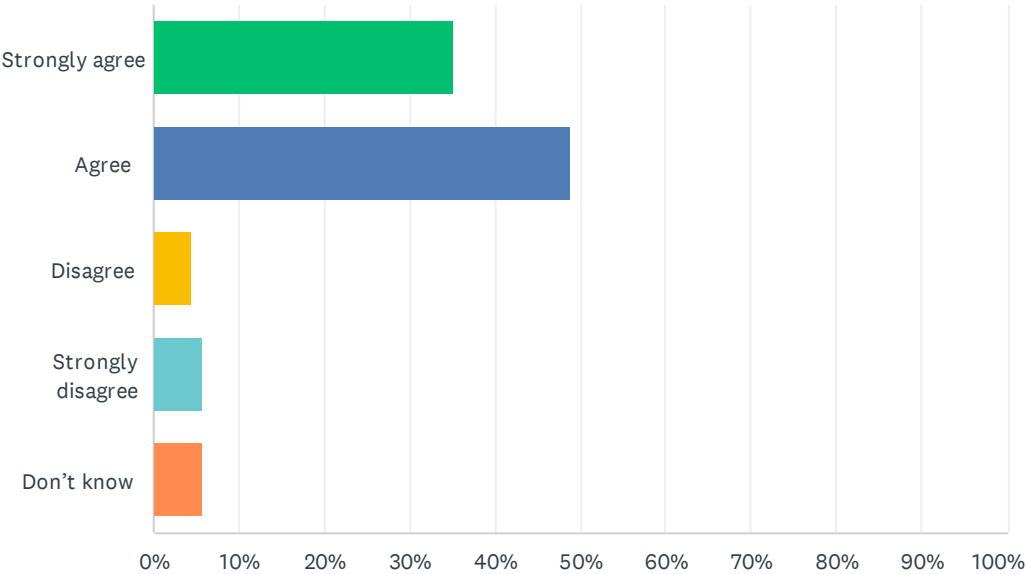
Answered: 90 Skipped: 7



ANSWER CHOICES	RESPONSES	
Strongly agree	27.78%	25
Agree	62.22%	56
Disagree	6.67%	6
Strongly disagree	1.11%	1
Don't know	2.22%	2
TOTAL		90

Q15 School staff care about my child.

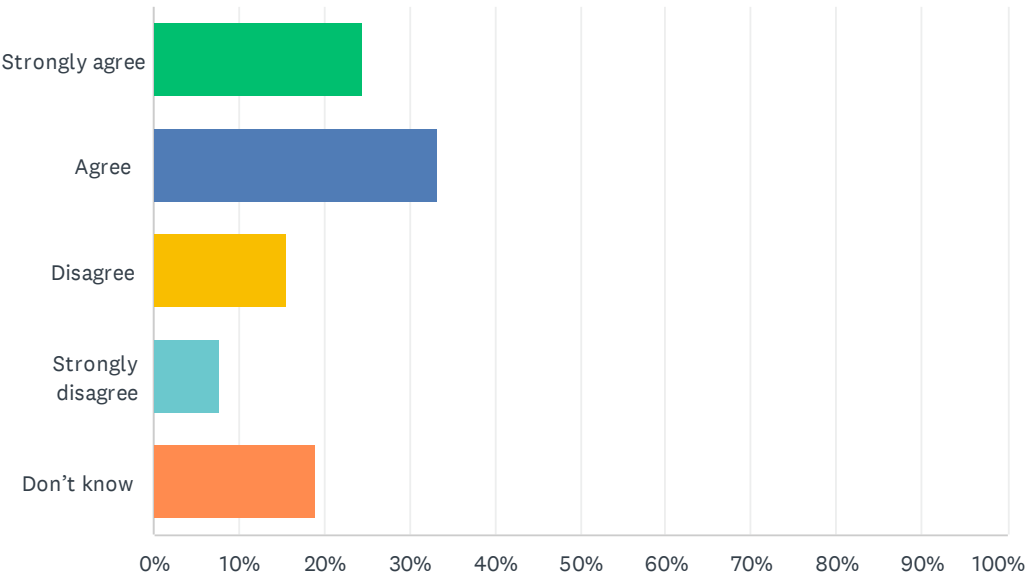
Answered: 88 Skipped: 9



ANSWER CHOICES	RESPONSES	
Strongly agree	35.23%	31
Agree	48.86%	43
Disagree	4.55%	4
Strongly disagree	5.68%	5
Don't know	5.68%	5
TOTAL		88

Q16 My child’s school handles discipline fairly and reasonably.

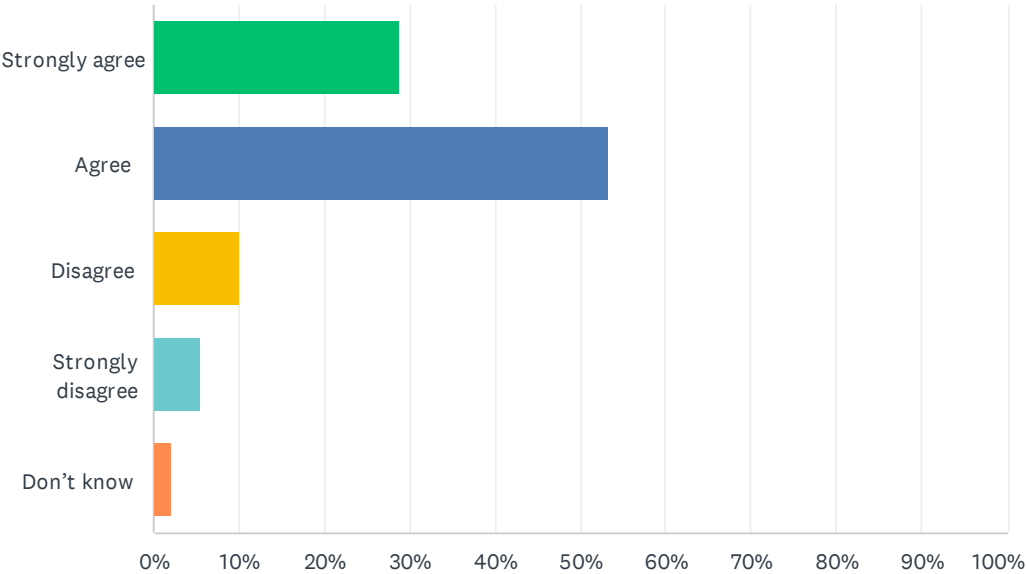
Answered: 90 Skipped: 7



ANSWER CHOICES		RESPONSES	
Strongly agree		24.44%	22
Agree		33.33%	30
Disagree		15.56%	14
Strongly disagree		7.78%	7
Don't know		18.89%	17
TOTAL			90

Q17 My child's school is safe.

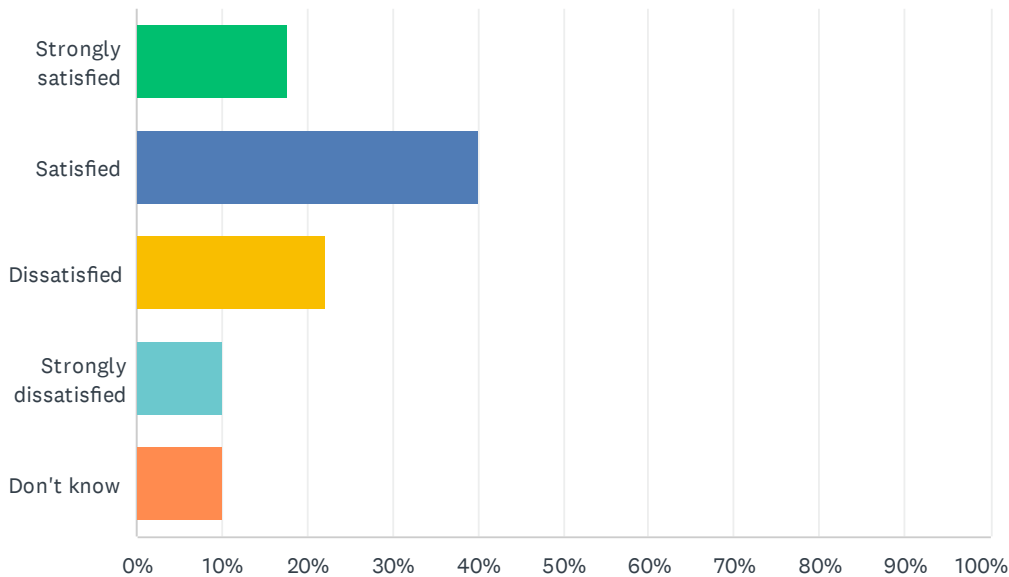
Answered: 90 Skipped: 7



ANSWER CHOICES	RESPONSES	
Strongly agree	28.89%	26
Agree	53.33%	48
Disagree	10.00%	9
Strongly disagree	5.56%	5
Don't know	2.22%	2
TOTAL		90

Q18 How satisfied are you with the resources available to support your child's learning?

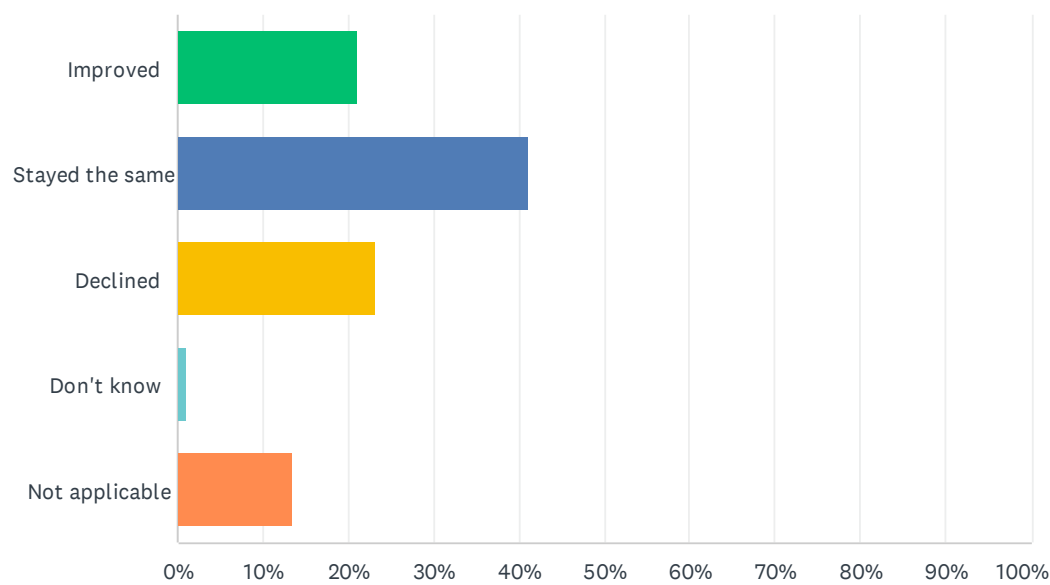
Answered: 90 Skipped: 7



ANSWER CHOICES	RESPONSES	
Strongly satisfied	17.78%	16
Satisfied	40.00%	36
Dissatisfied	22.22%	20
Strongly dissatisfied	10.00%	9
Don't know	10.00%	9
TOTAL		90

Q19 In your opinion, has the quality of education your child's experienced improved, stayed the same or declined in the past three years?

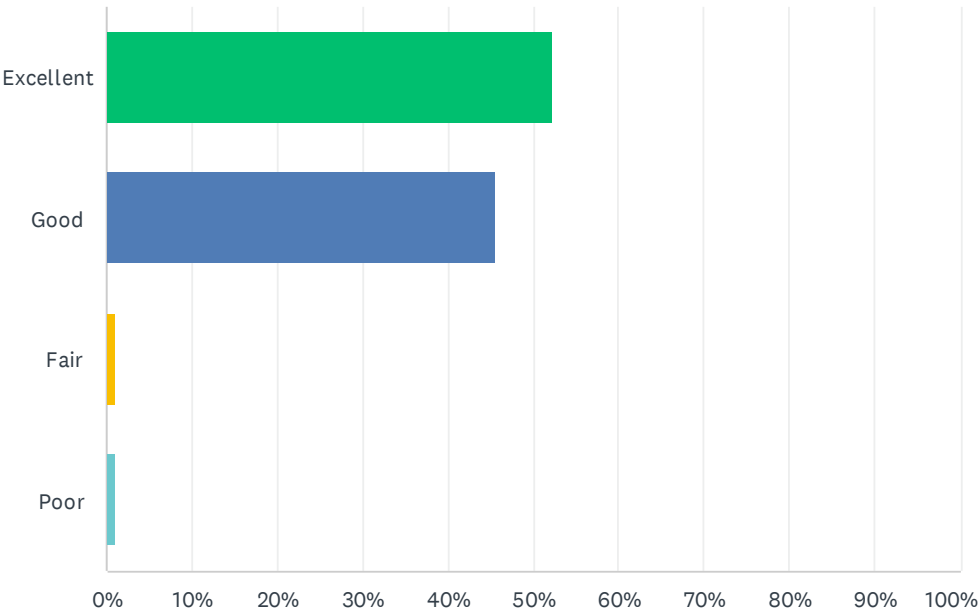
Answered: 90 Skipped: 7



ANSWER CHOICES	RESPONSES	
Improved	21.11%	19
Stayed the same	41.11%	37
Declined	23.33%	21
Don't know	1.11%	1
Not applicable	13.33%	12
TOTAL		90

Q20 How do you rate the physical condition of your child's school?

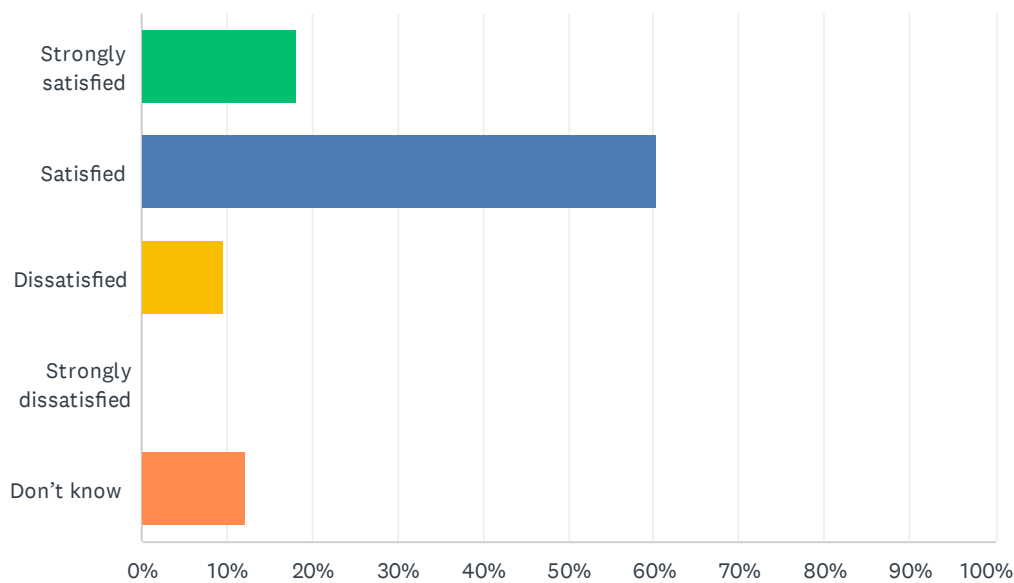
Answered: 90 Skipped: 7



ANSWER CHOICES	RESPONSES	
Excellent	52.22%	47
Good	45.56%	41
Fair	1.11%	1
Poor	1.11%	1
TOTAL		90

Q21 How satisfied are you with the opportunities provided to be involved in your child's education?Refer to the EIPS Parent Engagement overview for examples of involvement and engagement opportunities that help support student success.

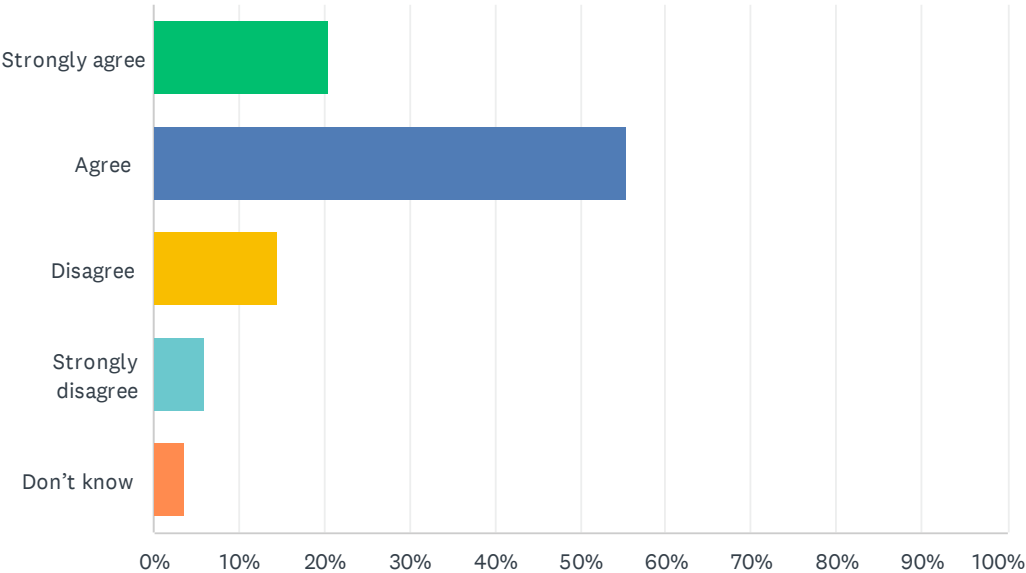
Answered: 83 Skipped: 14



ANSWER CHOICES	RESPONSES	
Strongly satisfied	18.07%	15
Satisfied	60.24%	50
Dissatisfied	9.64%	8
Strongly dissatisfied	0.00%	0
Don't know	12.05%	10
TOTAL		83

Q22 The school keeps me informed about my child's progress and achievement.

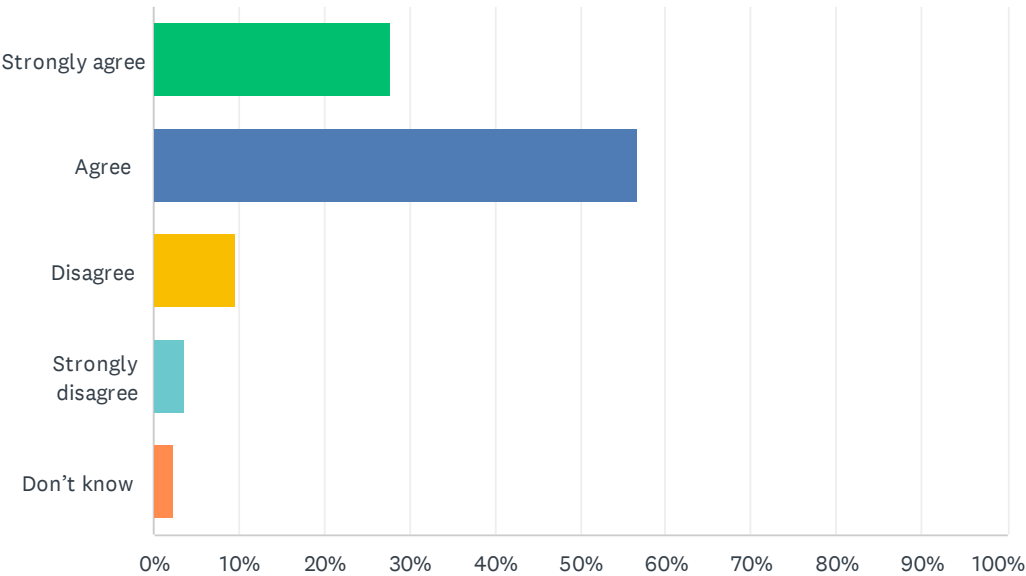
Answered: 83 Skipped: 14



ANSWER CHOICES	RESPONSES	
Strongly agree	20.48%	17
Agree	55.42%	46
Disagree	14.46%	12
Strongly disagree	6.02%	5
Don't know	3.61%	3
TOTAL		83

Q23 There is open and honest communication within my child's school.

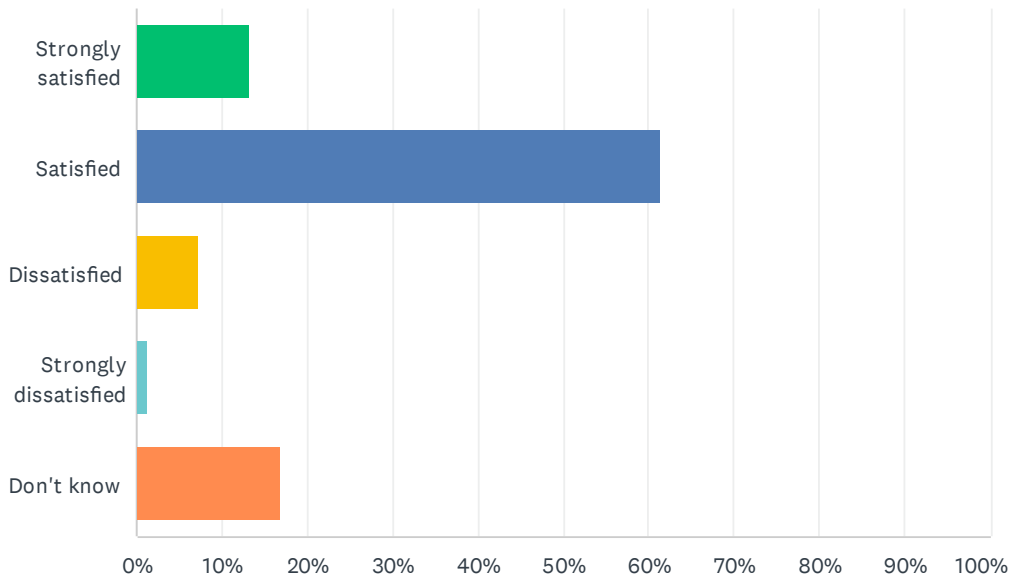
Answered: 83 Skipped: 14



ANSWER CHOICES	RESPONSES	
Strongly agree	27.71%	23
Agree	56.63%	47
Disagree	9.64%	8
Strongly disagree	3.61%	3
Don't know	2.41%	2
TOTAL		83

Q24 How satisfied are you with the Division’s commitment to engaging stakeholders—including parents and caregivers—about matters that affect decision-making and public education?Refer to the list of recent public engagement efforts throughout EIPS for examples of involvement and engagement opportunities.

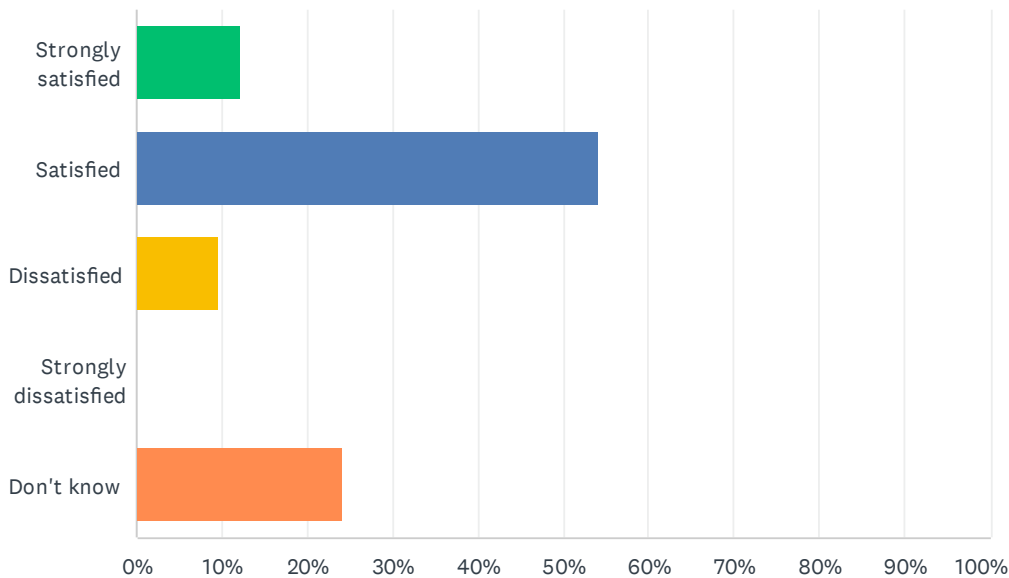
Answered: 83 Skipped: 14



ANSWER CHOICES	RESPONSES	
Strongly satisfied	13.25%	11
Satisfied	61.45%	51
Dissatisfied	7.23%	6
Strongly dissatisfied	1.20%	1
Don't know	16.87%	14
TOTAL		83

Q25 How satisfied are you with the Division’s commitment to advocating for public education?Refer to the Board Advocacy page for examples of ongoing advocacy work of the Board of Trustees.

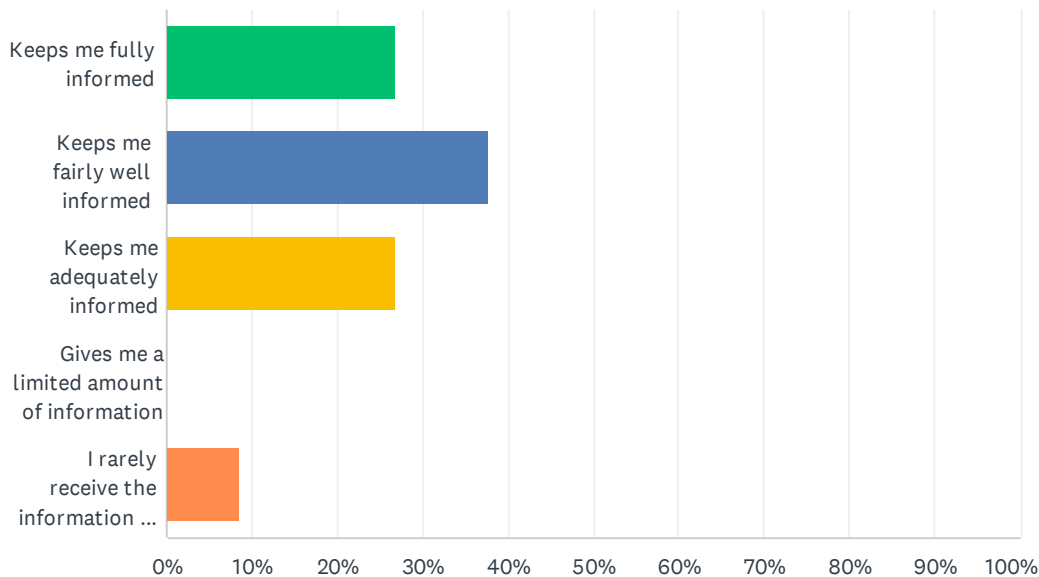
Answered: 83 Skipped: 14



ANSWER CHOICES	RESPONSES	
Strongly satisfied	12.05%	10
Satisfied	54.22%	45
Dissatisfied	9.64%	8
Strongly dissatisfied	0.00%	0
Don't know	24.10%	20
TOTAL		83

Q26 Elk Island Public Schools appreciates the opportunity to stay connected with parents and caregivers about news, activities, programs and other matters of importance. What is your impression of the communication you receive from your child's school?

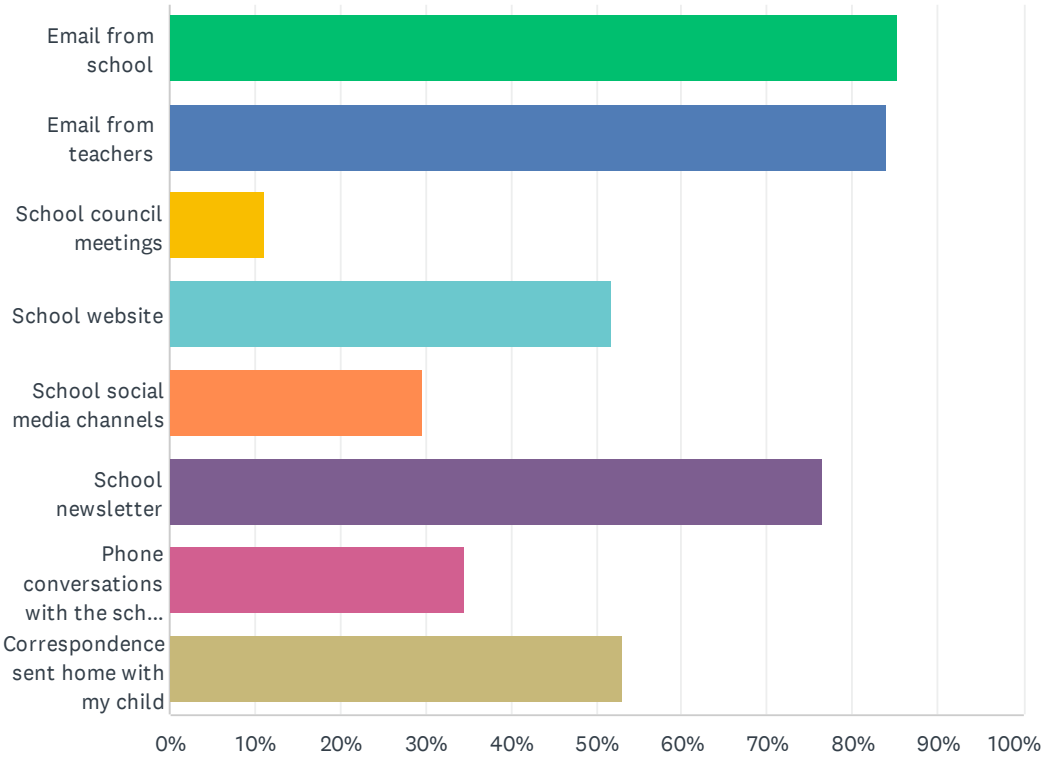
Answered: 82 Skipped: 15



ANSWER CHOICES	RESPONSES	
Keeps me fully informed	26.83%	22
Keeps me fairly well informed	37.80%	31
Keeps me adequately informed	26.83%	22
Gives me a limited amount of information	0.00%	0
I rarely receive the information I need	8.54%	7
TOTAL		82

Q27 Do you regularly make use of the following to keep up to date on school activities, programs, etc.? Check all that apply.

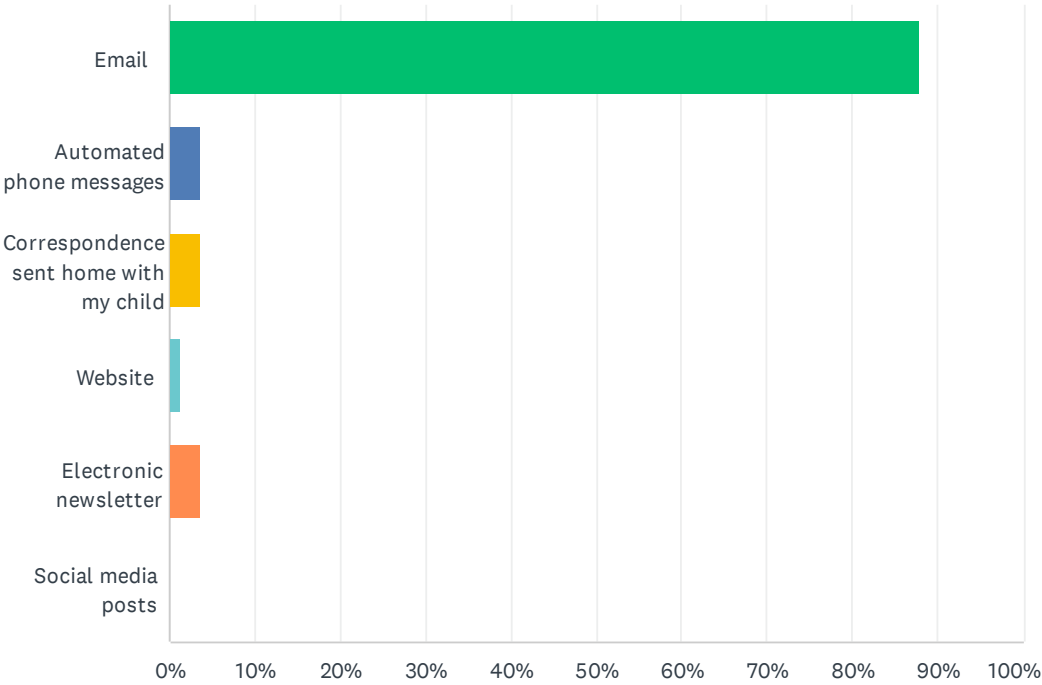
Answered: 81 Skipped: 16



ANSWER CHOICES	RESPONSES	
Email from school	85.19%	69
Email from teachers	83.95%	68
School council meetings	11.11%	9
School website	51.85%	42
School social media channels	29.63%	24
School newsletter	76.54%	62
Phone conversations with the school or teachers	34.57%	28
Correspondence sent home with my child	53.09%	43
Total Respondents: 81		

Q28 What is your most preferred method of communication from the school and Division?

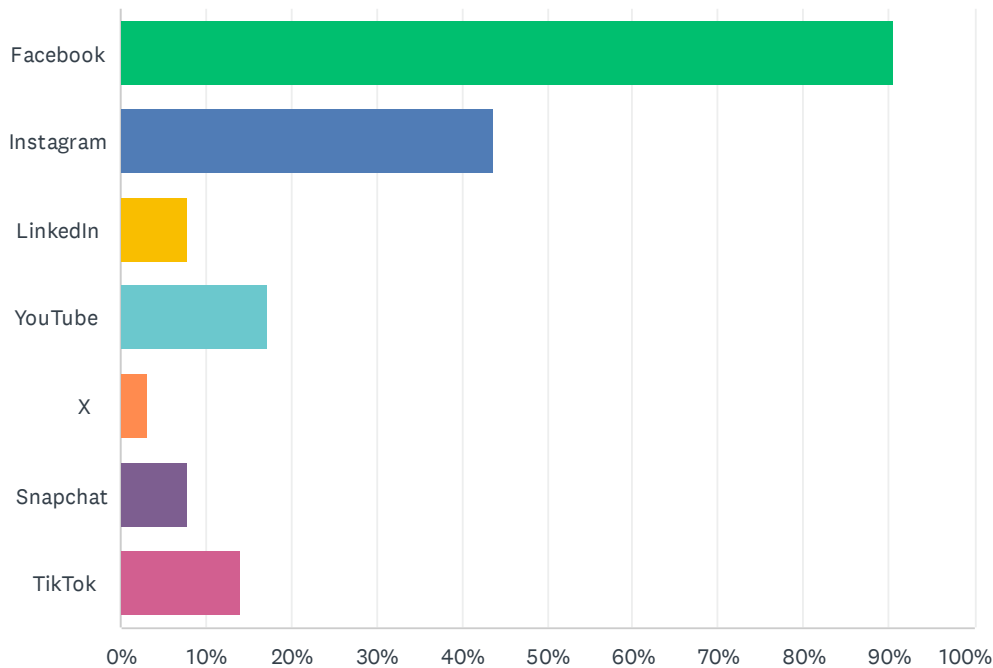
Answered: 82 Skipped: 15



ANSWER CHOICES	RESPONSES	
Email	87.80%	72
Automated phone messages	3.66%	3
Correspondence sent home with my child	3.66%	3
Website	1.22%	1
Electronic newsletter	3.66%	3
Social media posts	0.00%	0
TOTAL		82

Q29 The Division and schools often share news and information on social media. Which of the following platforms do you use? Check all that apply.

Answered: 64 Skipped: 33



ANSWER CHOICES	RESPONSES	
Facebook	90.63%	58
Instagram	43.75%	28
LinkedIn	7.81%	5
YouTube	17.19%	11
X	3.13%	2
Snapchat	7.81%	5
TikTok	14.06%	9
Total Respondents: 64		