

School Education Plan

SouthPointe School

2025-26



School Education Plan for the 2025-26 School Year

SouthPointe School

SCHOOL GOAL 1

SouthPointe School students will demonstrate measurable growth in literacy as demonstrated by data collected from provincial literacy screeners, EIPS screeners/assessments, PAT results, and report card data over the course of the school year.

Related Division Goals

- Priority 1, Goal 2: Promote Growth and Success for All Students; Success for Every Student.

School Education Plan for the 2025-26 School Year

SouthPointe School

Strategy

Small Group, Targeted Instruction: Teachers will use assessment data to provide differentiated, needs-based instruction in small groups when appropriate. This responsive teaching model is linked to increased literacy outcomes, particularly when focused on phonics, fluency, comprehension, and writing conventions.

Explicit and Systematic Literacy Instruction: Literacy skills will be taught through direct, structured lessons that follow a logical progression—scaffolding learning and ensuring repeated exposure to key concepts. This includes strategies such as modeled writing, guided practice, and gradual release of responsibility.

Cross-Curricular Reading and Writing Integration: Students will engage in authentic reading and writing tasks across all subject areas. Embedding literacy in science, social studies, and math promotes transfer of skills and reinforces comprehension and critical thinking.






Formative Assessment and Feedback Loops: Ongoing formative assessments—such as running records, exit slips, and writing samples—will be used to inform instruction and provide students with timely, specific feedback that supports growth and goal setting.

Intentional Vocabulary and Language Development: Instruction will emphasize academic vocabulary and oral language development through direct instruction, context-rich discussions, and content-based language support.

School Education Plan for the 2025-26 School Year

SouthPointe School

Measure Results

Priority	Goal	Measure	Description	2022-23	2023-24	2024-25	Trendline
P1	G2	M32	The percentage of students who achieved the standard of excellence in: Grade 6 Language Arts PAT.	26.30%	No Result	No Result	
P1	G2	M33	The percentage of students who achieve the standard of excellence in: Grade 9 Language Arts PAT.	26.50%	7.90%	No Result	
P1	G2	M38	The percentage of EIPS stakeholders who agree students are demonstrating growth in literacy.	88.89%	82.03%	83.42%	
P1	G2	M193	The percentage of students who achieved the acceptable standard in: Grade 6 Language Arts PAT.	93.00%	No Result	No Result	
P1	G2	M194	The percentage of students who achieve the acceptable standard in: Grade 9 Language Arts PAT.	91.80%	76.30%	No Result	

Other Measures

The percentage of Grade 3 students reading at grade level as measured by benchmarking, Government of Alberta screeners/assessments, and year end reporting.

School Education Plan for the 2025-26 School Year

SouthPointe School

SCHOOL GOAL 2

SouthPointe students will demonstrate measurable growth in numeracy/number sense as evidenced by data collected from Provincial and Division screeners/assessments, PAT results, and report card data over the course of the school year

Related Division Goals

- Priority 1, Goal 2: Promote Growth and Success for All Students; Success for Every Student.

School Education Plan for the 2025-26 School Year

SouthPointe School

Strategy

Explicit, Structured Instruction of Core Math Concepts: Teachers will deliver direct, sequenced instruction with modeling, guided practice, and timely feedback to build student understanding and accuracy in number sense.

Daily Math Discussions and Collaborative Problem Solving: Students will engage in mathematical conversations and reasoning tasks to develop critical thinking, perseverance, and flexible strategy use (Thinking Classroom, Math Talks, NPVS).

Formative Assessment to Drive Responsive Instruction: Frequent, low-stakes assessments will be used to guide instructional decisions, identify misconceptions, and provide targeted support.






Visual and Hands-On Learning Supports: Instruction will regularly incorporate visual representations and manipulatives to make abstract concepts accessible and meaningful for all learners.

Targeted Small Group Instruction: Students will receive differentiated instruction in small groups based on readiness and formative assessment data to close specific learning gaps.

School Education Plan for the 2025-26 School Year

SouthPointe School

Measure Results

Priority	Goal	Measure	Description	2022-23	2023-24	2024-25	Trendline
P1	G2	M40	The percentage of students who achieve the standard of excellence in: Grade 9 Mathematics PAT.	14.30%	7.90%	No Result	
P1	G2	M45	The percentage of students who achieve the standard of excellence in: Grade 6 Mathematics PAT.	10.50%	No Result	No Result	
P1	G2	M46	The percentage of EIPS stakeholders who agree students are demonstrating growth in numeracy.	83.17%	85.16%	77.72%	
P1	G2	M197	The percentage of students who achieve the acceptable standard in: Grade 9 Mathematics PAT.	61.20%	31.60%	No Result	
P1	G2	M200	The percentage of students who achieve the acceptable standard in: Grade 6 Mathematics PAT.	77.20%	No Result	No Result	

Other Measures

The percentage of Grade 3 Students performing at grade level in mathematics as measured by benchmarking, Government of Alberta screeners/assessments, and year end reporting.

School Education Plan for the 2025-26 School Year

SouthPointe School

SCHOOL GOAL 3

SouthPointe School will foster student engagement by cultivating an inclusive, connected, and supportive school culture rooted in a strong sense of school identity. Success will be measured through student, staff, and parent survey data over the course of the school year.

Related Division Goals

- Priority 2, Goal 1: Enhance High-Quality Learning and Working Environments; A Culture of Excellence and Accountability.
- Priority 2, Goal 2: Enhance High-Quality Learning and Working Environments; Positive Learning and Working Environments.

School Education Plan for the 2025-26 School Year

SouthPointe School

Strategy

Cross-Age and Peer Learning Opportunities: Engaging students in structured buddy groups and cross-grade activities promotes mentorship, social responsibility, and a sense of belonging.

Explicit Social-Emotional Learning (SEL) and Relationship Skills: Integration of consistent classroom practices to build emotional regulation, empathy, and conflict resolution supports both individual well-being and positive peer dynamics.

Student Voice and Leadership: Providing opportunities for student-led initiatives, leadership roles, and decision-making fosters ownership, connection, and meaningful engagement in school life.






Inclusive and Culturally Responsive Practices: Building strong relationships through community partnerships and culturally inclusive activities creates a safe and respectful environment where all students feel seen and valued.

Welcoming School-Wide Culture and Events: School-wide events, spirit initiatives, and early family engagement (e.g., Welcome Week, Meet the Staff Night) strengthen community connectedness and promote a positive start to the school year.

School Education Plan for the 2025-26 School Year

SouthPointe School

Measure Results

Priority	Goal	Measure	Description	2022-23	2023-24	2024-25	Trendline
P2	G2	M78	The percentage of teachers, families and students who agree students at their school model of active citizenship.	82.70%	76.60%	74.80%	
P2	G2	M79	The percentage of EIPS stakeholders who agree their/their child's school encourages learners to be responsible, respectful and engaged citizens.	85.15%	79.53%	86.02%	
P2	G2	M84	Percentage of teacher, parent and student agreement that: students are safe at school, are learning the importance of caring for others, are learning respect for others and are treated fairly in my school.	89.50%	85.80%	83.40%	
P2	G2	M85	The percentage of parents and caregivers who agree teachers care about their child.	92.30%	93.80%	95.20%	
P2	G2	M86	The percentage of students who agree their teachers care about them.	96.10%	81.80%	80.15%	

Other Measures

N/A